



Isolation

The confinement principle

Acknowledgments: Lecture slides are from the Computer Security course thought by Dan Boneh at Stanford University. When slides are obtained from other sources, a reference will be noted on the bottom of that slide. A full list of references is provided on the last slide.

Running untrusted code

We often need to run buggy/untrusted code:

- programs from untrusted Internet sites:
 - apps, extensions, plug-ins, codecs for media player
- exposed applications: pdf viewers, outlook
- legacy daemons: sendmail, bind
- honeypots

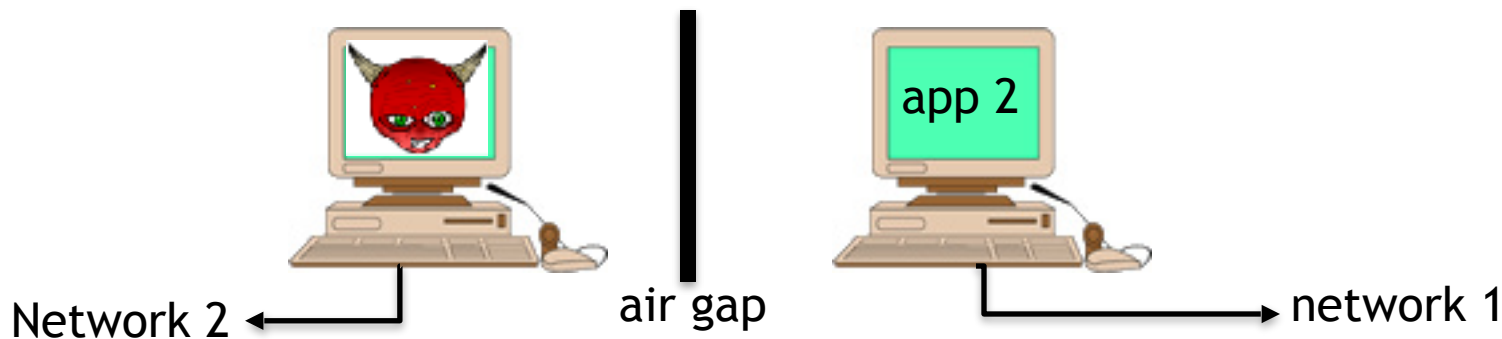
Goal: if application “misbehaves” \Rightarrow kill it

Approach: confinement

Confinement: ensure misbehaving app cannot harm rest of system

Can be implemented at many levels:

- **Hardware**: run application on isolated hw (air gap)



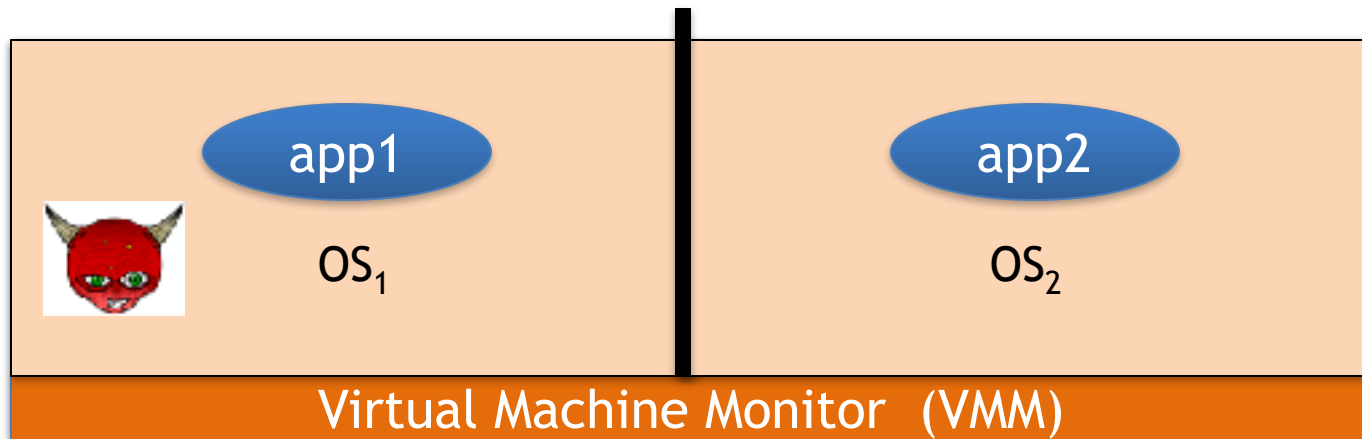
⇒ difficult to manage

Approach: confinement

Confinement: ensure misbehaving app cannot harm rest of system

Can be implemented at many levels:

- **Virtual machines**: isolate OS's on a single machine



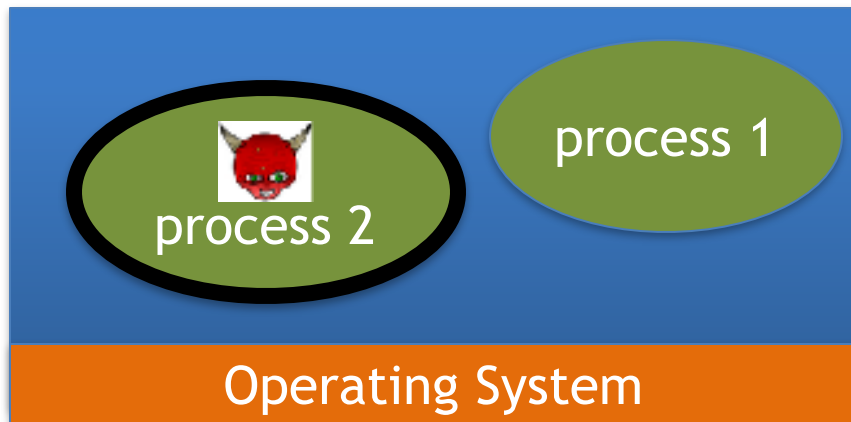
Approach: confinement

Confinement: ensure misbehaving app cannot harm rest of system

Can be implemented at many levels:

– **Process:** System Call Interposition

Isolate a process in a single operating system



Approach: confinement

Confinement: ensure misbehaving app cannot harm rest of system

Can be implemented at many levels:

- **Threads:** Software Fault Isolation (SFI)
 - Isolating threads sharing same address space
- **Application:** e.g. browser-based confinement

Implementing confinement

Key component: **reference monitor**

- **Mediates requests** from applications
 - Implements protection policy
 - Enforces isolation and confinement
- Must **always** be invoked:
 - Every application request must be mediated
- **Tamperproof:**
 - Reference monitor cannot be killed
 - ... or if killed, then monitored process is killed too
- **Small** enough to be analyzed and validated

A old example: chroot

Often used for "guest" accounts on ftp sites

To use do: (must be root)

```
chroot /tmp/guest  
su guest
```

root dir "/" is now "/tmp/guest"
EUID set to "guest"

Now "/tmp/guest" is added to file system accesses for applications in jail

open("/etc/passwd", "r") ⇒

open("/tmp/guest/etc/passwd", "r")

⇒ application cannot access files outside of jail

Jailkit

Problem: all utility progs (ls, ps, vi) must live inside jail

- **jailkit** project: auto builds files, libs, and dirs needed in jail env
 - **jk_init**: creates jail environment
 - **jk_check**: checks jail env for security problems
 - checks for any modified programs,
 - checks for world writable directories, etc.
 - **jk_lsh**: restricted shell to be used inside jail
- **note**: simple chroot jail does not limit network access

Escaping from jails

Early escapes: relative paths

```
open( "../etc/passwd", "r" ) ⇒
```

```
open("/tmp/guest/../etc/passwd", "r")
```

chroot should only be executable by root.

– otherwise jailed app can do:

- create dummy file `"/aaa/etc/passwd"`
- run `chroot "/aaa"`
- run `su root` to become root (bug in Ultrix 4.0)

Freebsd jail

Stronger mechanism than simple `chroot`

To run: **`jail jail-path hostname IP-addr cmd`**

- calls hardened `chroot` (no `"../../"` escape)
- can only bind to sockets with specified IP address and authorized ports
- can only communicate with processes inside jail
- root is limited, e.g. cannot load kernel modules

Not all programs can run in a jail

Programs that can run in jail:

- audio player
- web server

Programs that cannot:

- web browser
- mail client

Problems with chroot and jail

Coarse policies:

- All or nothing access to parts of file system
- Inappropriate for apps like a web browser
 - Needs read access to files outside jail
(e.g. for sending attachments in Gmail)

Does not prevent malicious apps from:

- Accessing network and messing with other machines
- Trying to crash host OS



Isolation

System Call
Interposition

System call interposition

Observation: to damage host system (e.g. persistent changes) app must make system calls:

- To delete/overwrite files: `unlink, open, write`
- To do network attacks: `socket, bind, connect, send`

Idea: monitor app's system calls and block unauthorized calls

Implementation options:

- Completely kernel space (e.g. GSWTK)
- Completely user space (e.g. program shepherding)
- Hybrid (e.g. Systrace)

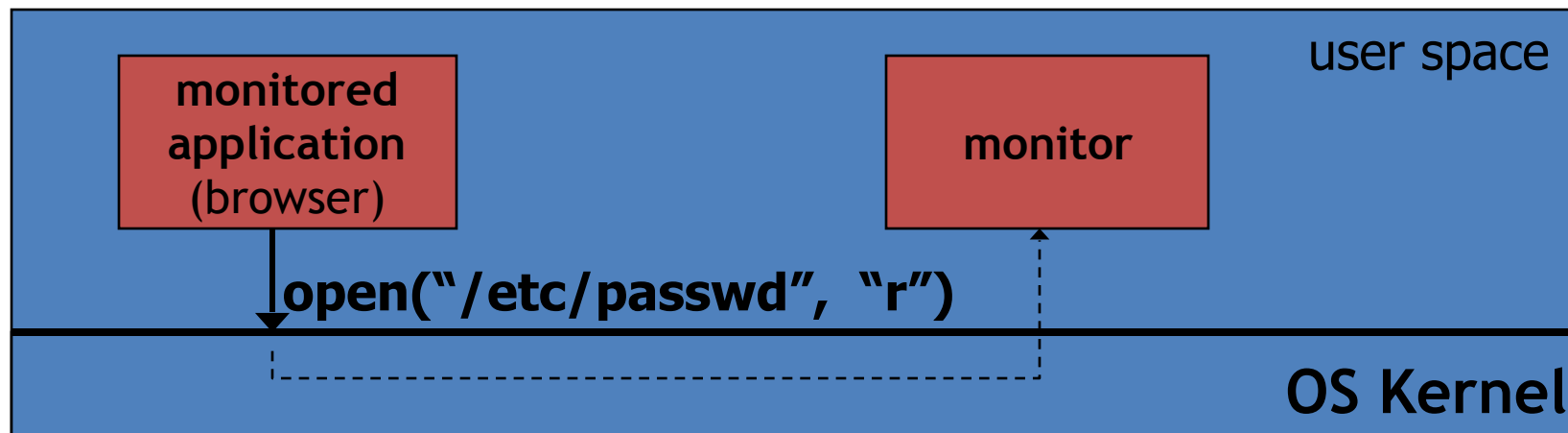
Initial implementation (Janus)

[GWTB'96]

Linux **ptrace**: process tracing

process calls: **ptrace (... , pid_t pid , ...)**

and wakes up when **pid** makes sys call.



Monitor kills application if request is disallowed

Complications

- If app forks, monitor must also fork
 - forked monitor monitors forked app
- If monitor crashes, app must be killed
- Monitor must maintain all OS state associated with app
 - current-working-dir (**CWD**), **UID**, **EUID**, **GID**
 - When app does “cd path” monitor must update its CWD
 - otherwise: relative path requests interpreted incorrectly

```
cd("/tmp")  
open("passwd", "r")
```

```
cd("/etc")  
open("passwd", "r")
```

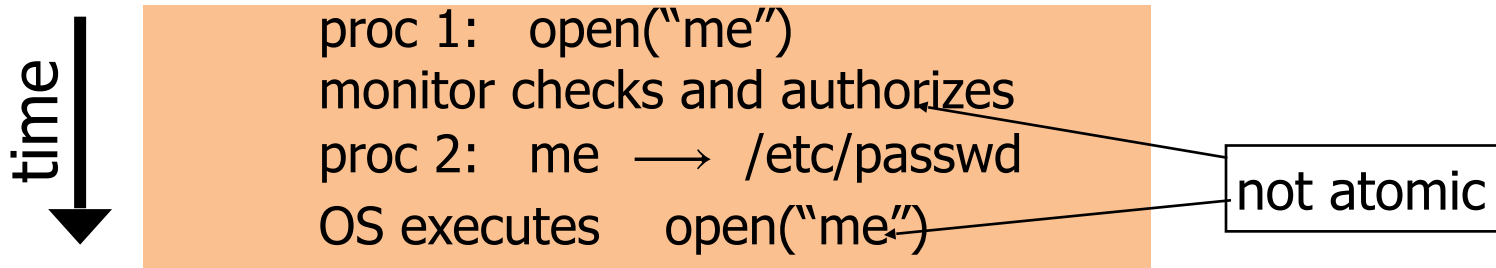
Problems with ptrace

Ptrace is not well suited for this application:

- Trace all system calls or none
 - inefficient: no need to trace “close” system call
- Monitor cannot abort sys-call without killing app

Security problems: **race conditions**

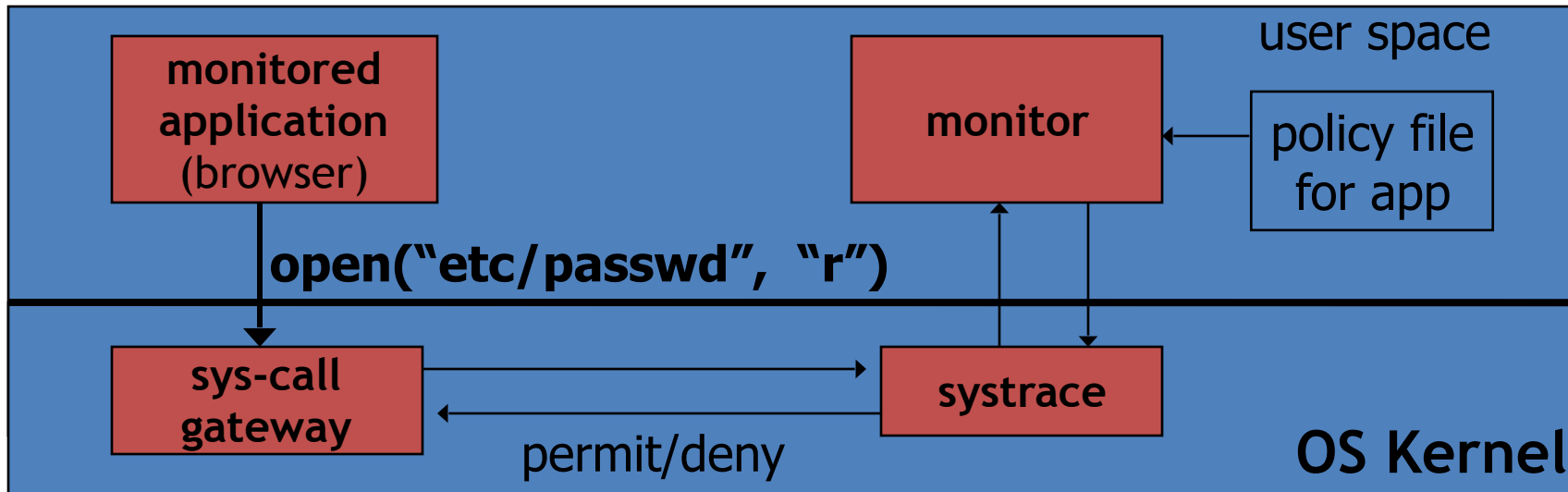
- Example: symlink: me → mydata.dat



Classic **TOCTOU bug**: time-of-check / time-of-use

Alternate design: `systrace`

[P'02]



- `systrace` only forwards monitored sys-calls to monitor (efficiency)
- `systrace` resolves sym-links and replaces sys-call path arguments by full path to target
- When app calls `execve`, monitor loads new policy file

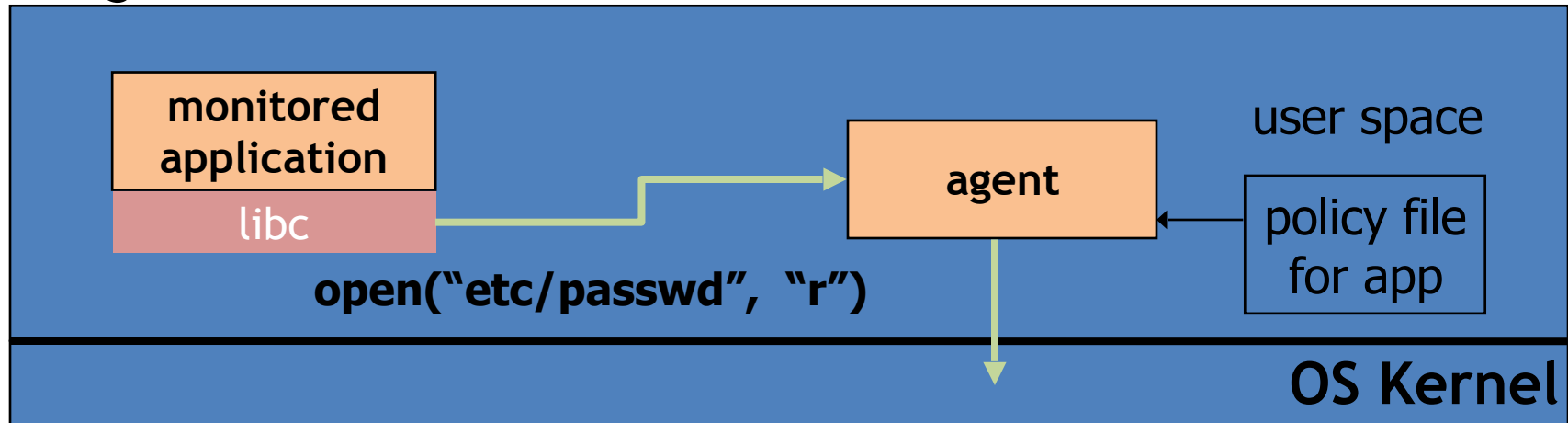
Ostia: a delegation architecture

[GPR'04]

Previous designs use filtering:

- Filter examines sys-calls and decides whether to block
- Difficulty with syncing state between app and monitor (CWD, UID, ..)
 - Incorrect syncing results in security vulnerabilities (e.g. disallowed file opened)

A delegation architecture:



Ostia: a delegation architecture [GPR'04]

- Monitored app disallowed from making monitored sys calls
 - Minimal kernel change (... but app can call `close()` itself)
- Sys-call delegated to an agent that decides if call is allowed
 - Can be done without changing app
(requires an emulation layer in monitored process)
- Incorrect state syncing will not result in policy violation

Policy

Sample policy file:

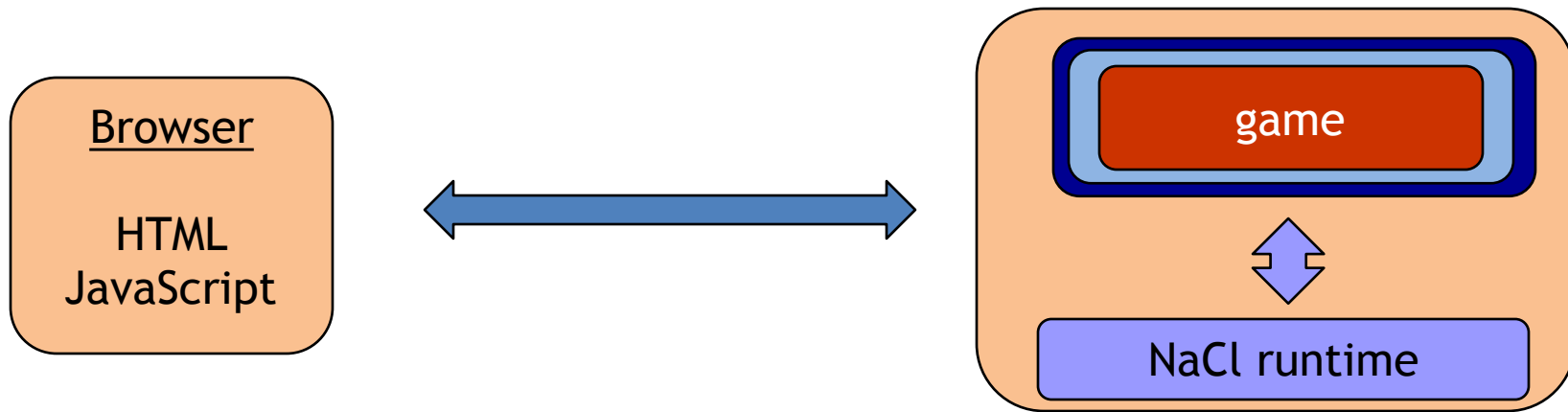
```
path allow /tmp/*  
path deny /etc/passwd  
network deny all
```

Manually specifying policy for an app can be difficult:

- Systrace can auto-generate policy by learning how app behaves on “good” inputs
- If policy does not cover a specific sys-call, ask user
... but user has no way to decide

Difficulty with choosing policy for specific apps (e.g. browser) is the main reason this approach is not widely used

NaCl: a modern day example



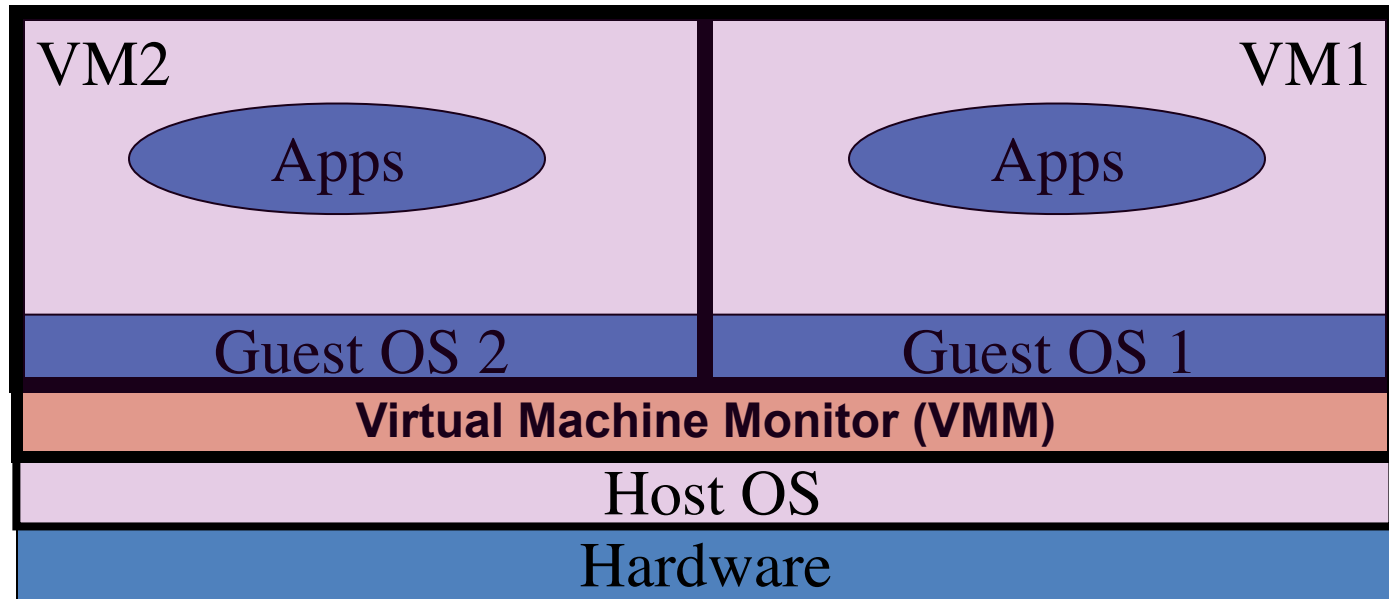
- game: untrusted x86 code
- Two sandboxes:
 - outer sandbox: restricts capabilities using system call interposition
 - Inner sandbox: uses x86 memory segmentation to isolate application memory among apps



Isolation

Isolation via Virtual Machines

Virtual Machines



Example: **NSA NetTop**

single HW platform used for both classified and unclassified data

Why so popular now?

VMs in the 1960's:

- Few computers, lots of users
- VMs allow many users to share a single computer

VMs 1970's – 2000: non-existent

VMs since 2000:

- Too many computers, too few users
 - Print server, Mail server, Web server, File server, Database , ...
- Wasteful to run each service on different hardware
- More generally: VMs heavily used in cloud computing

VMM security assumption

VMM Security assumption:

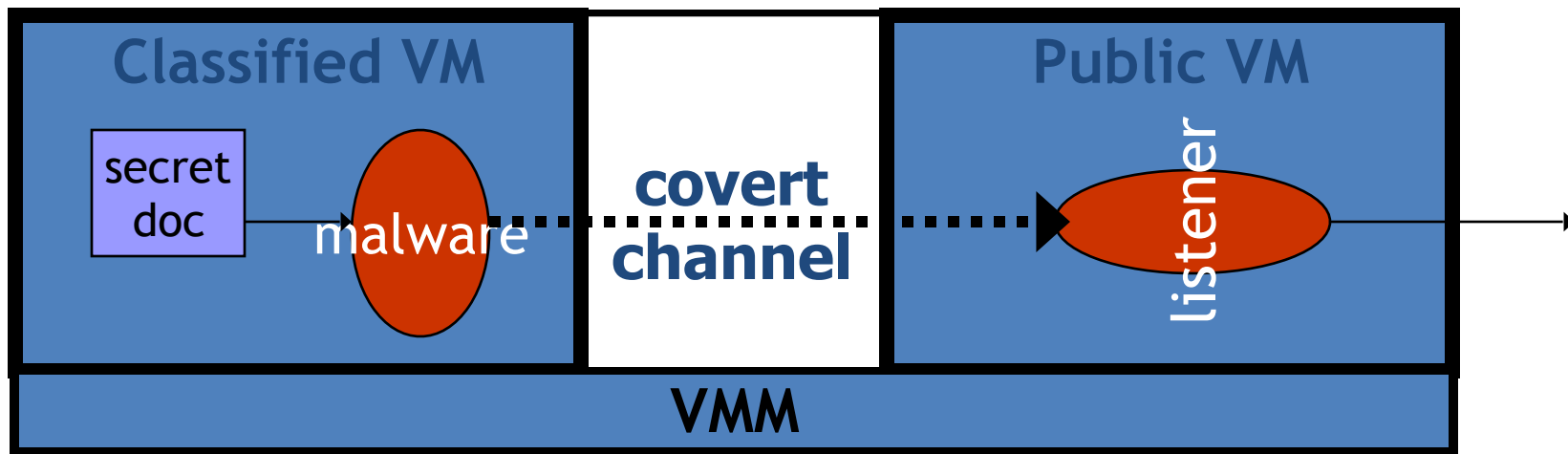
- Malware can infect guest OS and guest apps
- But malware cannot escape from the infected VM
 - Cannot infect host OS
 - Cannot infect other VMs on the same hardware

Requires that VMM protect itself and is not buggy

- VMM is much simpler than full OS
 - ... but device drivers run in Host OS

Problem: covert channels

- **Covert channel:** unintended communication channel between isolated components
 - Can be used to leak classified data from secure component to public component



An example covert channel

Both VMs use the same underlying hardware

To send a bit $b \in \{0,1\}$ malware does:

- $b=1$: at 1:00am do CPU intensive calculation
- $b=0$: at 1:00am do nothing

At 1:00am listener does CPU intensive calc. and measures completion time

$b = 1 \Rightarrow$ completion-time $>$ threshold

Many covert channels exist in running system:

- File lock status, cache contents, interrupts, ...
- Difficult to eliminate all

Suppose the system in question has two CPUs: the classified VM runs on one and the public VM runs on the other.

Is there a covert channel between the VMs?

There are covert channels, for example, based on the time needed to read from main memory

VMM Introspection: [GR'03]

protecting the anti-virus system

Intrusion Detection / Anti-virus

Runs as part of OS kernel and user space process

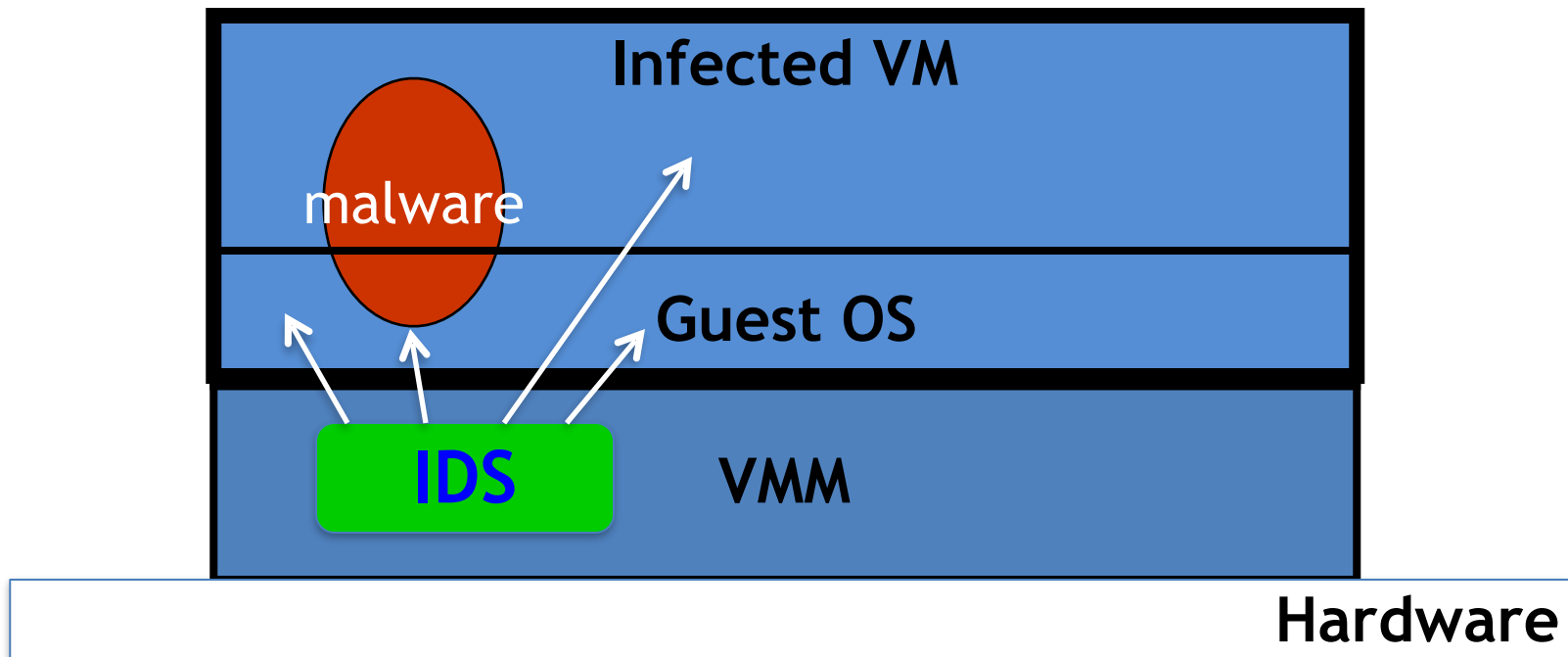
- Kernel root kit can shutdown protection system
- Common practice for modern malware

Standard solution: **run IDS system in the network**

- Problem: insufficient visibility into user's machine

Better: **run IDS as part of VMM (protected from malware)**

- VMM can monitor virtual hardware for anomalies
- VMI: Virtual Machine Introspection
 - Allows VMM to check Guest OS internals




Sample checks

Stealth root-kit malware:

- Creates processes that are invisible to “ps”
- Opens sockets that are invisible to “netstat”

1. Lie detector check

- Goal: detect stealth malware that hides processes and network activity
- Method:
 - VMM lists processes running in GuestOS
 - VMM requests GuestOS to list processes (e.g. ps)
 - If mismatch: 

Sample checks

2. **Application code integrity detector**

- VMM computes hash of user app code running in VM
- Compare to whitelist of hashes
 - Kills VM if unknown program appears

3. **Ensure GuestOS kernel integrity**

- example: detect changes to `sys_call_table`

4. **Virus signature detector**

- Run virus signature detector on GuestOS memory



Isolation

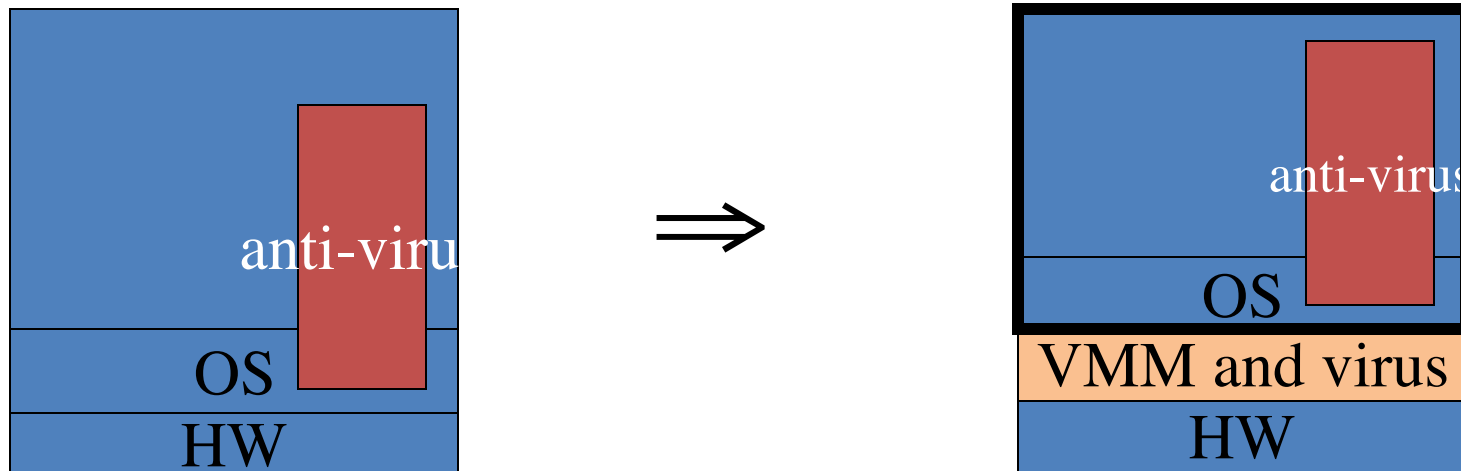
Subverting VM Isolation

Subvirt

[King et al. 2006]

Virus idea:

- Once on victim machine, install a malicious VMM
- Virus hides in VMM
- Invisible to virus detector running inside VM



The MATRIX



A close-up photograph of a human hand, palm up, holding a single, translucent red pill. The hand is illuminated from the side, highlighting its texture and the contours of the fingers. The background is dark and out of focus.

The Red Pill

A close-up photograph of a human hand, palm up, holding a single, translucent blue pill. The hand is illuminated from the side, highlighting its texture and the contours of the fingers. The background is dark and out of focus.

The Blue Pill

VM Based Malware (blue pill virus)

- **VMBR:** a virus that installs a malicious VMM (hypervisor)
- **Microsoft Security Bulletin:**
 - Suggests disabling hardware virtualization features by default for client-side systems
- **But VMBRs are easy to defeat**
 - A guest OS can detect that it is running on top of VMM

VMM Detection

Can an OS detect it is running on top of a VMM?

Applications:

- Virus detector can detect VMBR
- Normal virus (non-VMBR) can detect VMM
 - refuse to run to avoid reverse engineering
- Software that binds to hardware (e.g. MS Windows) can refuse to run on top of VMM
- DRM systems may refuse to run on top of VMM

VMM detection (red pill techniques)

- VM platforms often emulate simple hardware
 - VMWare emulates an ancient i440bx chipset
 - ... but report 8GB RAM, dual CPUs, etc.
- VMM introduces time latency variances
 - Memory cache behavior differs in presence of VMM
 - Results in relative time variations for any two operations
- VMM shares the TLB with GuestOS
 - GuestOS can detect reduced TLB size
- ... and many more methods [**GAWF'07**]

VMM Detection

Bottom line: **The perfect VMM does not exist**

VMMs today (e.g. VMWare) focus on:

Compatibility: ensure off the shelf software works

Performance: minimize virtualization overhead

- VMMs do not provide **transparency**
 - **Anomalies reveal existence of VMM**



Isolation

Software Fault
Isolation

\

Goal: confine apps running in same address space

- Codec code should not interfere with media player
- Device drivers should not corrupt kernel

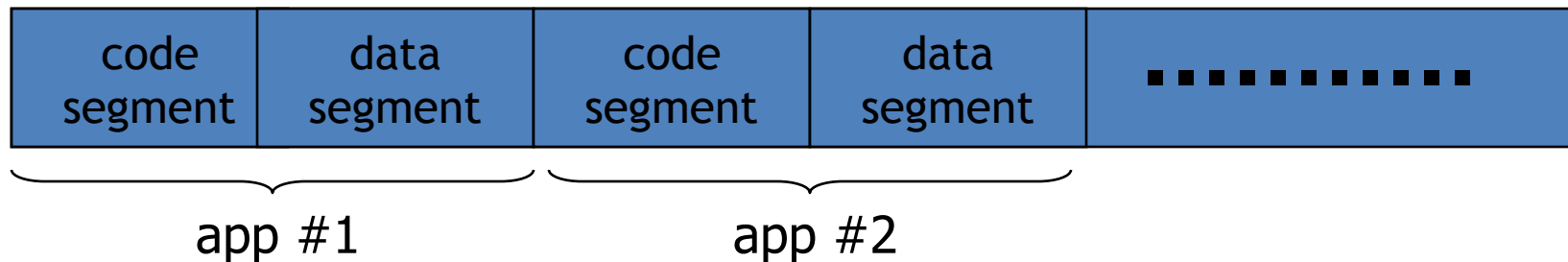
Simple solution: runs apps in separate address spaces

- Problem: slow if apps communicate frequently
 - requires context switch per message

Software Fault Isolation

SFI approach:

- Partition process memory into segments



- Locate unsafe instructions: **jmp, load, store**
 - At compile time, add guards before unsafe instructions
 - When loading code, ensure all guards are present

Segment matching technique

- Designed for MIPS processor. Many registers available.
- **dr1, dr2**: dedicated registers not used by the binary.
 - compiler pretend these registers don't exist
 - dr2 contains segment id
- Indirect load instruction **R12 ← R[34]** becomes:

```
dr1 ← R34
scratch-reg ← (dr1 >> 20) :get segment ID
compare scratch-reg and dr2 : validate seg. ID
trap if not equal
R12 ← [dr1] : do load
```

Guard ensures code does not load data from another segment

Address sandboxing technique

- **dr2** holds segment ID
- indirect load instruction **R12 ← R[34]** becomes:

dr1 ← R34 & segment-mask	: zero out seg bits
dr1 ← dr1 dr2	: set valid seg ID
R12 ← [dr1]	: do load

- Fewer instructions than segment matching
 - but does not catch offending instructions
- Similar guards places on all unsafe instructions

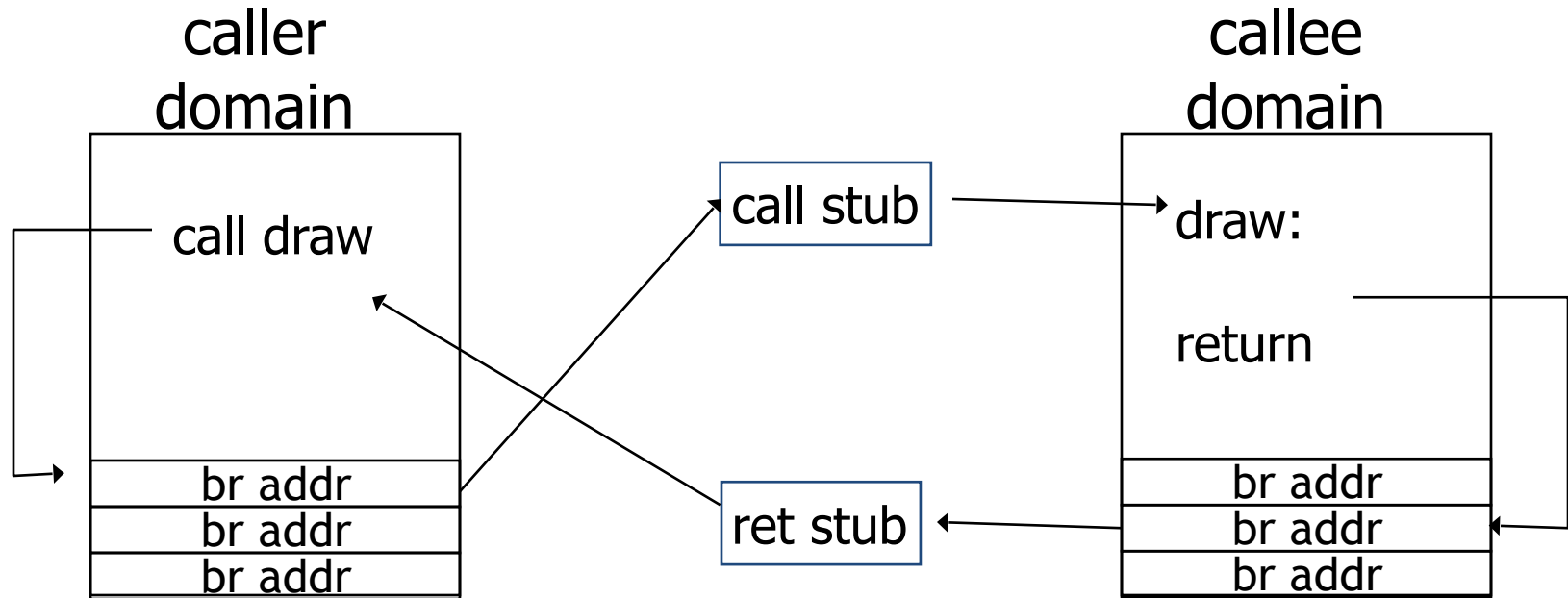
Problem: what if `jmp [addr]` jumps directly into indirect load?

(bypassing guard)

Solution:

`jmp` guard must ensure `[addr]` does not bypass load guard

Cross domain calls



- Only stubs allowed to make cross-domain jumps
- Jump table contains allowed exit points
 - Addresses are hard coded, read-only segment

Isolation: summary

- Many sandboxing techniques:
 - Physical air gap, Virtual air gap (VMMs),
System call interposition, Software Fault isolation
Application specific (e.g. Javascript in browser)
- Often complete isolation is inappropriate
 - Apps need to communicate through regulated interfaces
- Hardest aspects of sandboxing:
 - Specifying policy: what can apps do and not do
 - Preventing covert channels

THE END