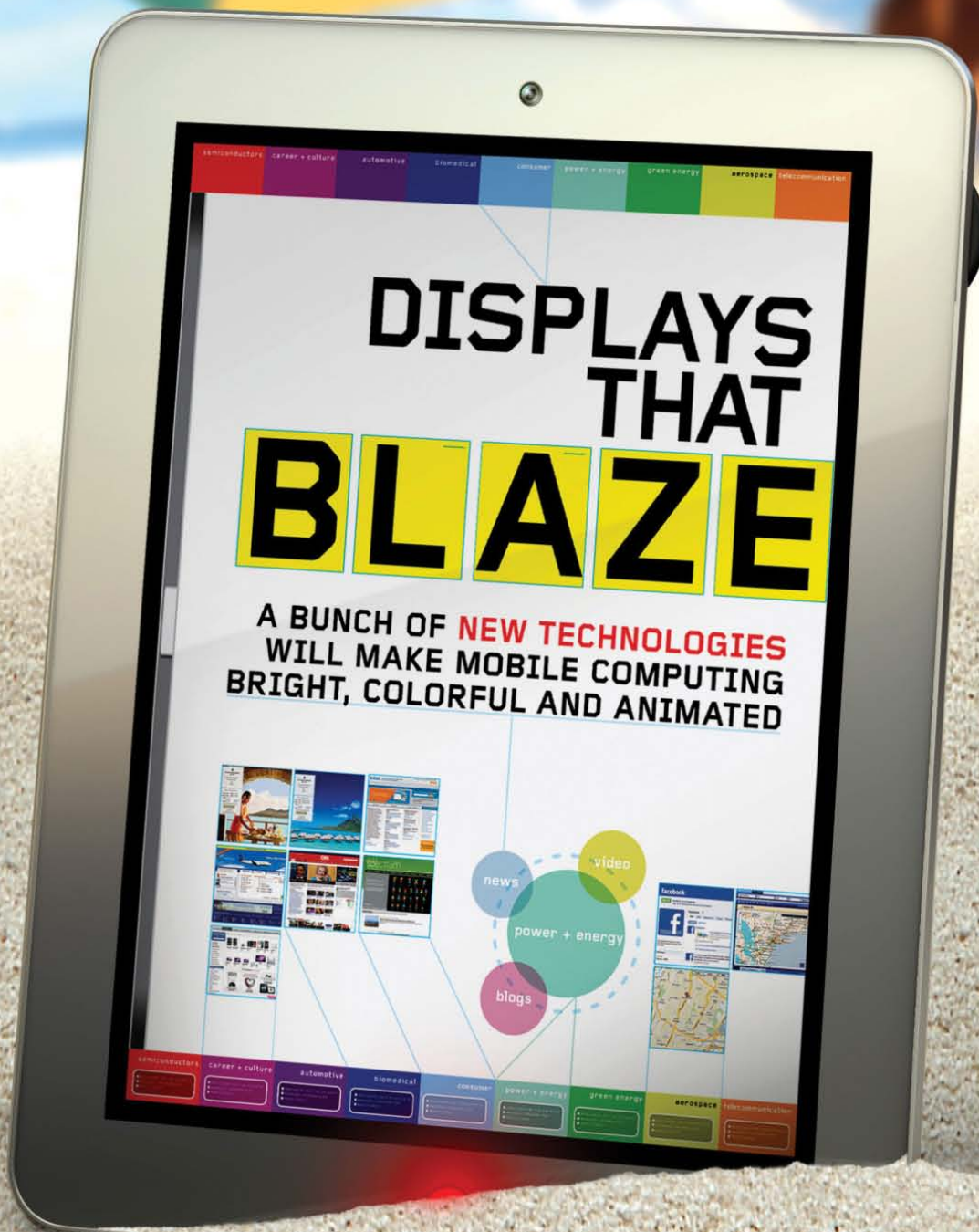


IEEE Spectrum

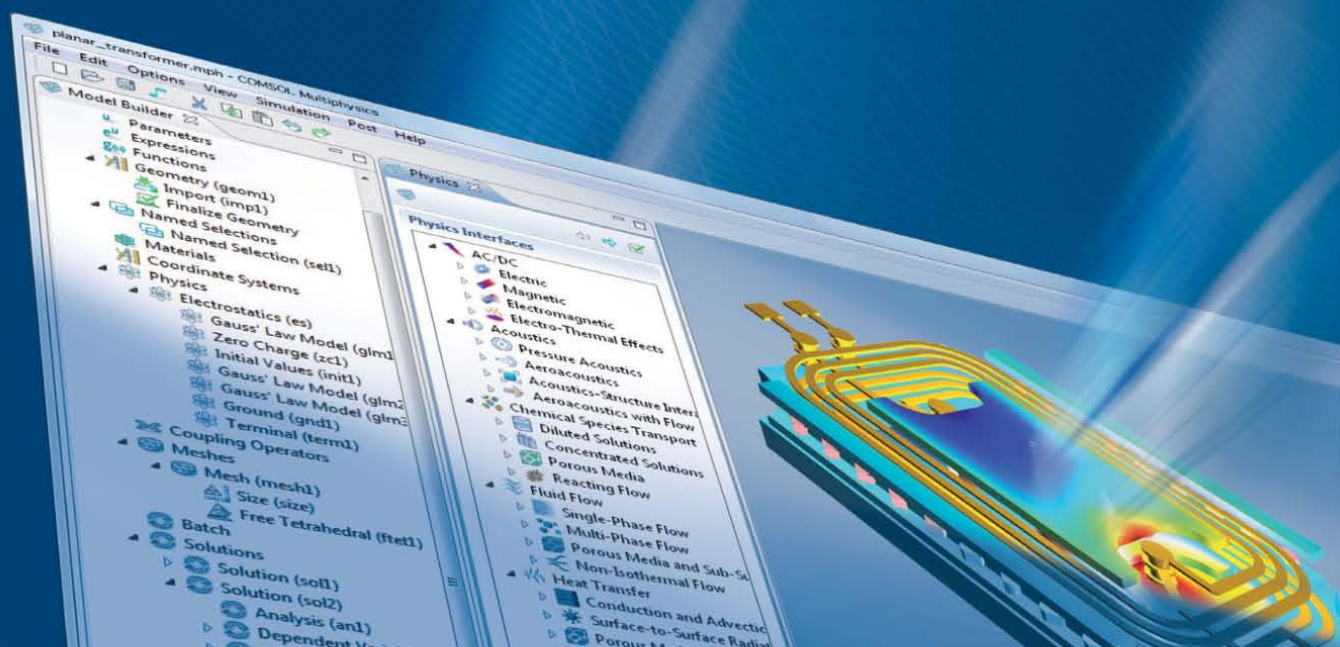
THE MAGAZINE OF TECHNOLOGY INSIDERS

3.10



COMSOL
MULTIPHYSICS® 
Capture the Concept™

80% of product ideas never make it to market. Let multiphysics simulation bring your designs to life.



With COMSOL Multiphysics® you are empowered to build the simulations that accurately replicate the important characteristics of your designs. The key is the ability to include all physical effects that exist in the real world. This multiphysics approach delivers results — tangible results that save precious development time and spark innovation.

Get a free Proceedings CD containing over 350 published simulation projects at:

comsol.com/conference/cd

 COMSOL



40



34



11

OCEAN DRONE:

Rutgers scientists send a subsea probe [top] across the Atlantic; diode lasers can at last produce pure green light [bottom left]; and Haiti's Internet links survive [bottom right].

COVER:

BEACH PHOTOGRAPH: GETTY IMAGES; 3-D TABLET: JOE ZEFF DESIGN

THIS PAGE, CLOCKWISE FROM TOP: GENE SMIRNOV/WONDERFUL MACHINE; ROBERTO SCHMIDT/AFP/GETTY IMAGES; RYANN COOLEY

COVER STORY

28 LITE, BRITE DISPLAYS

Novel display technologies compete to be the e-reader screen of the future. *By Jason Heikenfeld*

34 LASERS GET THE GREEN LIGHT

True color displays demand a green component, but only now have researchers coaxed the color out of a diode laser. *By Richard Stevenson*

40 YELLOW SUBMARINE

A remote-control underwater "glider" wings its way across the Atlantic. *By Ari Daniel Shapiro*

46 THE END OF BLUR

Software is enabling telescopes on the ground and in space to produce sharper images than ever before. *By Sidd Bikkannavar & David Redding*

UPDATE

11 HAITI'S INFRASTRUCTURE

Reliance on satellite Internet connections helped after the quake. *By Harry Goldstein*

12 A GREEN NORTH SEA GRID

14 LOW-DOSE CT SCANS

16 SUPERINSULATORS SOLVED!

18 NEW ATTACK ON ART FRAUD

20 THE BIG PICTURE

The boundless world of fractals.

OPINION

8 SPECTRAL LINES

A bevy of new screen technologies vie to lead the display revolution. *By Tekla S. Perry*

10 FORUM

A reader asks us to reconsider our judgment of the Chevy Volt; two others consider nuclear power in light of the resulting waste.

27 REFLECTIONS

Three-dimensional printing offers a glimpse today of teleportation tomorrow. *By Robert W. Lucky*

DEPARTMENTS

4 BACK STORY

Freelance writer Ari Daniel Shapiro investigates a whole new way to fly—underwater.

6 CONTRIBUTORS

22 HANDS ON

How to spend a lot to turn appliances on and off via the Web. *By James Turner*

GEEK LIFE

24 Cryonics offers a slim—and expensive—chance to beat death. *By Susan Karlin*

26 Do enough eco-buildings add up to an eco-neighborhood? *By Susan Karlin*

25 BOOKS

Robert Oppenheimer's brother has long deserved a biography of his own. Now he has one. *Reviewed by Kieron Murphy*

68 THE DATA

The electrical efficiency of computers has been rising even faster than Moore's Law. *By Jonathan G. Koomey*

Advanced Technology – It's in our Genes

CST MICROWAVE STUDIO 2010

Next generation 3D electromagnetic simulation

The best available tool for 3D EM simulation has evolved into version 2010. With a user friendly interface, easy data exchange to and from other software tools, a choice of first class solvers and world class post-processing tools, you can leverage the latest developments in 3D electromagnetics to bring designs to market faster and with lower risk.

Choose CST MICROWAVE STUDIO® 2010 – complete technology for 3D EM.



CHANGING THE STANDARDS

CST of America®, Inc. | To request literature, call (508) 665 4400 | www.cst.com



WORLD'S END:

IEEE Spectrum Executive Editor Glenn Zorpette contemplates his reflection in the ceremonial South Pole marker.

PHOTOS: TOP: GLENN ZORPETTE; BOTTOM: HONDA

SPECTRUM.IEEE.ORG

AVAILABLE 10 MARCH

EXPLORING ANTARCTICA

Frigid, beautiful, and mysterious, Antarctica is the last wild continent. Executive Editor Glenn Zorpette spent a week there, hopscotching around McMurdo Station, the main U.S. base, and spending a couple of days at the South Pole. He came upon mummified seals in the famed Dry Valleys, with their delicate, arid ecosystems, and encountered Adélie penguins on the sea ice and at the world's southernmost rookery, at Cape Royds. He visited the century-old huts of the original polar explorers, and successfully completed the "survival school" training required of all official visitors. You can see the highlights of his trip in his two-part audio slideshow. Part one is at <http://spectrum.ieee.org/antarctica1>.

ONLINE FEATURE

JAPAN MAKES PRESENCE FELT IN NEW PATENT POWER SCORECARD

AVAILABLE 17 MARCH

Even as the global economic recession took a toll on R&D at U.S. companies, severely affecting patent pipelines, Japanese companies seem to have taken the crisis as an opportunity, according to our annual report compiled by 1790 Analytics. See where your company ranked at <http://spectrum.ieee.org/patentscorecard2010>.



TECH INSIDER WEBINARS

Check out all webinars, including these below, at spectrum.ieee.org/webinar

AVAILABLE ON-DEMAND WEBINARS

- Calibre DRC Automated Waiver Technology
Sponsored by Mentor Graphics
- The Necessity of Life Insurance in Today's Economic Times
Sponsored by Marsh
- Emerging Technology Forum Series: Enabling Electronics for Smart-Grid Technologies and Beyond
Sponsored by Intel
- Physical Verification: The Road Ahead
Sponsored by Mentor Graphics

OTHER ONLINE RESOURCES

- Design Resource Library by Texas Instruments: <http://spectrum.ieee.org/static/ti-resource-library>
- White Papers: <http://spectrum.ieee.org/whitepapers>

IEEE.ORG/ THEINSTITUTE

AVAILABLE 8 MARCH

LOOKING AT THE GENDER GAP

Despite the abundance of outreach efforts to bring more women into engineering, there's still a large gender gap. Why are women still underrepresented? Does it matter? And what can be done to close the gap? Four IEEE members with experience on these issues weigh in.

SUBSCRIPTION PACKAGES TAILORED TO YOUR INTERESTS

With more than 2.5 million documents in the IEEE Xplore digital library, there's a lot of material to wade through. That's why IEEE offers a variety of subscription packages to meet your research needs.

UNIVERSITY PARTNERSHIP PROGRAM EXPANDS

The IEEE University Partnership Program has gone global. Peking University and Tsinghua University, both in Beijing, are the first schools outside the United States to join the UPP.



IEEE SPECTRUM (ISSN 0018-9235) is published monthly by The Institute of Electrical and Electronics Engineers, Inc. All rights reserved. © 2010 by The Institute of Electrical and Electronics Engineers, Inc., 3 Park Avenue, New York, NY 10016-5997, U.S.A. The editorial content of IEEE Spectrum magazine does not represent official positions of the IEEE or its organizational units. Canadian Post International Publications Mail (Canadian Distribution) Sales Agreement No. 40013087. Return undeliverable Canadian addresses to: Circulation Department, IEEE Spectrum, Box 1051, Fort Erie, ON L2A 6C7. Cable address: ITRIPLEE. Fax: +1 212 419 7570. INTERNET: spectrum@ieee.org. ANNUAL SUBSCRIPTIONS: IEEE Members: \$21.40 included in dues. Libraries/institutions: \$399. POSTMASTER: Please send address changes to IEEE Spectrum, c/o Coding Department, IEEE Service Center, 445 Hoes Lane, Box 1331, Piscataway, NJ 08855. Periodicals postage paid at New York, NY, and additional mailing offices. Canadian GST #125634188. Printed at W224-N3322 Duplainville Rd., Pewaukee, WI 53072-4195, U.S.A. IEEE Spectrum circulation is audited by BPA Worldwide. IEEE Spectrum is a member of American Business Media, the Magazine Publishers of America, and Association Media & Publishing. IEEE prohibits discrimination, harassment, and bullying. For more information, visit <http://www.ieee.org/web/aboutus/whatis/policies/p9-26.html>.

back story



They All Live for a Yellow Submarine

A JOURNALIST NEED not be an expert, but it sure can't hurt. And this month we can boast that our feature freelancer's expertise includes a Ph.D.

Boston-based Ari Daniel Shapiro [above, right], who produced both a podcast and an article for us about the first remotely controlled oceanographic probe to cross the Atlantic underwater, has spent years doing such things as putting electronic tags on killer whales off Norway. For his *IEEE Spectrum* story, though, he traveled only as far as Rutgers, the State University of New Jersey, in New Brunswick.

There he found a team of oceanographers studying far-flung spots with a new type of

robotic probe, an oceanographic glider. The nerve center of their operation is the Coastal Ocean Observation Lab, or COOL Room, as the scientists have dubbed it.

"I took a late train and arrived in New Jersey around 11 p.m.," recalls Shapiro. "I strolled into the COOL Room about a half hour before midnight, and yet the place was just pulsing with all this science energy."

That's because he'd timed his arrival to coincide with the final moments of a journey that had begun more than seven months earlier, when the glider left New Jersey waters on its pathbreaking trek across the Atlantic. Shapiro had followed the little sub and the scientists running it pretty much the whole time, so he was able to get a lot closer to his subject than is typical. "Usually when I do a story, the turnaround time is a few weeks at the longest—often just days," he says. Giving freelancers plenty of time to do their jobs can be a real plus, for them and for readers, as you will appreciate when you read "Yellow Submarine." □

CITING ARTICLES IN IEEE SPECTRUM

IEEE Spectrum publishes two editions. In the international edition, the abbreviation INT appears at the foot of each page. The North American edition is identified with the letters NA. Both have the same editorial content, but because of differences in advertising, page numbers may differ. In citations, you should include the issue designation. For example, the first Update page is in *IEEE Spectrum*, Vol. 47, no. 3 (INT), March 2010, p. 7, or in *IEEE Spectrum*, Vol. 47, no. 3 (NA), March 2010, p. 11.

IEEE Spectrum

EDITORIAL

EDITOR IN CHIEF Susan Hassler, s.hassler@ieee.org

EXECUTIVE EDITOR Glenn Zorpette, g.zorpette@ieee.org

MANAGING EDITOR Elizabeth A. Bretz, e.bretz@ieee.org

SENIOR EDITORS Harry Goldstein (Online), h.goldstein@ieee.org; Jean Kumagai, j.kumagai@ieee.org; Samuel K. Moore (News), s.k.moore@ieee.org; Tekla S. Perry, t.perry@ieee.org; Philip E. Ross, p.ross@ieee.org; David Schneider, d.a.schneider@ieee.org

SENIOR ASSOCIATE EDITOR Steven Cherry (Resources), s.cherry@ieee.org

ASSOCIATE EDITORS Sally Adee, s.adee@ieee.org; Erico Guizzo, e.guizzo@ieee.org; Joshua J. Romero (Online), j.j.romero@ieee.org; Sandra Upson, s.upsen@ieee.org

ASSISTANT EDITOR Willie D. Jones, w.jones@ieee.org

SENIOR COPY EDITOR Joseph N. Levine, j.levine@ieee.org

COPY EDITOR Michele Kogon, m.kogon@ieee.org

EDITORIAL RESEARCHER Alan Gardner, a.gardner@ieee.org

EXECUTIVE PRODUCER, SPECTRUM RADIO Sharon Basco

ASSISTANT PRODUCER, SPECTRUM RADIO Francesco Ferorelli, f.ferorelli@ieee.org

ADMINISTRATIVE ASSISTANTS Ramona Gordon, r.gordon@ieee.org; Nancy T. Hantman, n.hantman@ieee.org

IEEE SPECTRUM JOURNALISM INTERN Anne-Marie Corley, a.corley@ieee.org

CONTRIBUTING EDITORS John Blau, Robert N. Charette, Peter Fairley, David Kushner, Robert W. Lucky, Paul McFedries, Prachi Patel, Carl Selinger, Seema Singh, William Sweet, John Voelcker

ART & PRODUCTION

SENIOR ART DIRECTOR Mark Montgomery

ASSOCIATE ART DIRECTOR Michael Solita

ASSISTANT ART DIRECTOR Brandon Palacio

PHOTO EDITOR Randi Silberman Klett

DIRECTOR, PERIODICALS PRODUCTION SERVICES Peter Tuohy

EDITORIAL & WEB PRODUCTION MANAGER Roy Carubia

SENIOR ELECTRONIC LAYOUT SPECIALIST Bonnie Nani

WEB PRODUCTION COORDINATOR Jacqueline L. Parker

MULTIMEDIA PRODUCTION SPECIALIST Michael Spector

EDITORIAL ADVISORY BOARD

Susan Hassler, *Chair*; Marc T. Apter, Francine D. Berman, Jan Brown, Raffaello D'Andrea, Hiromichi Fujisawa, Kenneth Y. Goldberg, Susan Hackwood, Bin He, Erik Heijne, Charles H. House, Christopher J. James, Ronald G. Jensen, Ruby B. Lee, Tak Ming Mak, David A. Mindell, C. Mohan, Fritz Morgan, Andrew M. Odlyzko, Barry L. Shoop, Curtis A. Siller Jr., Larry L. Smarr, Harry L. Tredennick III, Sergio Verdú, William Wehl, Başak Yüksel

EDITORIAL CORRESPONDENCE

IEEE Spectrum, 3 Park Ave., 17th Floor, New York, NY 10016-5997
Attn: Editorial Dept. Tel: +1 212 419 7555 Fax: +1 212 419 7570
Bureau: Palo Alto, Calif.; Tekla S. Perry +1 650 328 7570
Responsibility for the substance of articles rests upon the authors, not IEEE or its members. Articles published do not represent official positions of IEEE. Letters to the editor may be excerpted for publication.

ADVERTISING CORRESPONDENCE

IEEE Spectrum, 3 Park Ave., 17th Floor, New York, NY 10016-5997
Attn: Advertising Dept. +1 212 419 7760
The publisher reserves the right to reject any advertising.

REPRINT PERMISSION

LIBRARIES: Articles may be photocopied for private use of patrons. A per-copy fee must be paid to the Copyright Clearance Center, 29 Congress St., Salem, MA 01970.
For other copying or republication, contact Business Manager, IEEE Spectrum.

COPYRIGHTS AND TRADEMARKS: IEEE Spectrum is a registered trademark owned by The Institute of Electrical and Electronics Engineers Inc. Careers, EE's Tools & Toys, EV Watch, Progress, Reflections, Spectral Lines, and Technically Speaking are trademarks of IEEE.

NI LabVIEW

Limited Only by Your Imagination




RF

Medical

Robotics

Multicore

LabVIEW graphical programming software and modular NI hardware, such as CompactRIO and PXI, are helping engineers develop fully autonomous robotics systems, including unmanned vehicles designed to compete in DARPA Grand Challenge events.



PRODUCT PLATFORM

NI LabVIEW graphical and textual programming

NI CompactRIO embedded control hardware

NI LabVIEW Real-Time Module

NI LabVIEW FPGA Module

>> Find out what else LabVIEW can do at ni.com/imagine/robotics

866 337 5041



contributors

SIDD BIKKANNAVAR and **DAVID REDDING**, who wrote “The End of Blur” [p. 46], work at NASA’s Jet Propulsion Laboratory. Bikkannavar first encountered *IEEE Spectrum*’s staff in the Australian outback, where he was helping to run a solar-car race the magazine was covering. Both authors say they stumbled into careers in optics. Redding did so while working on control systems for positioning laser beams and “discovered we didn’t really know how to point mirrors.” He got curious and, as he puts it, “one day I woke up an optical engineer.”



RYANN COOLEY was intrigued by the opportunity to photograph lasers for “Lasers Get the Green Light” [p. 34]. Wearing red goggles, he used low light and 5- to 10-second exposures to paint shapes with a laser on a white surface. Because light needs particles in the air to define a beam, Cooley used a fog machine. Not just a studio photographer, he has shot pictures in over 45 countries.



EMILY COOPER illustrated “Yellow Submarine” [p. 40] using LightWave 3D, an animation program that lets her build models in 3-D and then transfer them to 2-D. With a background in geology, Cooper “gets a kick” out of creating maps like these, because she can use actual topographic data from satellite images. Her first map project was for *National Geographic Adventure*.



JASON HEIKENFELD, an IEEE Senior Member, doesn’t own an electronic reader, even though he and his

colleagues in the University of Cincinnati’s Novel Devices Laboratory are working to develop the ultimate e-paper technology, which he describes in “Lite, Brite Displays” [p. 28]. Meanwhile, he’s got his eye on Plastic Logic’s new Que, which can display newspaper layouts with photos and headlines in addition to straight text. “I am an avid reader of *The Wall Street Journal*,” Heikenfeld says, “but I hate all the paper and the fossil fuels used to ship it.”



JONATHAN G. KOOMEY’s discovery of a technological advance that’s even faster than Moore’s Law was probably inevitable [The Data, p. 68]. The former Intel researcher is a master number cruncher who’s now a project scientist at Lawrence Berkeley National Laboratory, a consulting professor at Stanford, and a frequent guest on National Public Radio and the BBC. He shares the secrets of his craft in his 2008 book *Turning Numbers Into Knowledge: Mastering the Art of Problem Solving* (Analytics Press).



GENE SMIRNOV shot photographs for “Yellow Submarine” [p. 40] in two stages: on a boat for the glider’s launch and in the control room when it reached the finish line. Not getting seasick, he says, “was a battle. If one person goes, everyone goes. You have to keep your eye on the horizon.” He had no regrets about that choppy ride when, months later, he waited until 3 a.m. with the scientists and then got to celebrate the completion of the glider’s remarkable transatlantic trek.



IEEE MEDIA

STAFF DIRECTOR; PUBLISHER, *IEEE SPECTRUM*
James A. Vick, jvick@ieee.org

ASSOCIATE PUBLISHER, SALES & ADVERTISING DIRECTOR
Marion Delaney, m.delaney@ieee.org

RECRUITMENT SALES DEVELOPMENT MANAGER
Michael Buryk, m.buryk@ieee.org

BUSINESS MANAGER Robert T. Ross

IEEE MEDIA/SPECTRUM GROUP MARKETING MANAGER
Blanche McGurr, b.mcgurr@ieee.org

INTERACTIVE MARKETING MANAGER Ruchika Anand, r.t.anand@ieee.org

LIST SALES & RECRUITMENT SERVICES PRODUCT/MARKETING MANAGER
Ilia Rodriguez, lrodriguez@ieee.org

REPRINT SALES +1 212 221 9595, EXT. 319

MARKETING & PROMOTION SPECIALIST Faith H. Jeanty, f.jeanty@ieee.org

ADVERTISING SALES +1 212 419 7760

SALES ADVISOR John Restchack +1 212 419 7578

ADVERTISING PRODUCTION MANAGER Felicia Spagnoli

SENIOR ADVERTISING PRODUCTION COORDINATOR Nicole Evans

ADVERTISING PRODUCTION +1 732 562 6334

IEEE STAFF EXECUTIVE, PUBLICATIONS Anthony Durniak

IEEE BOARD OF DIRECTORS

PRESIDENT & CEO Pedro A. Ray
+1 732 562 3928 FAX: +1 732 465 6444 president@ieee.org

PRESIDENT-ELECT Moshe Kam

TREASURER Peter W. Staecker

SECRETARY David G. Green

PAST PRESIDENT John R. Vig

VICE PRESIDENTS

Tariq S. Durrani, *Educational Activities*; Jon G. Rokne, *Publication Services & Products*; Barry L. Shoop, *Member & Geographic Activities*; W. Charlton Adams, *President, Standards Association*; Roger D. Pollard, *Technical Activities*; Evelyn H. Hirt, *President, IEEE-USA*

DIVISION DIRECTORS

Hiroshi Iwai (I); Robert E. Hebner Jr. (II); Nim K. Cheung (III); Roger W. Sudbury (IV); Michael R. Williams (V); Mark I. Montrose (VI); Enrique A. Tejera M. (VII); Stephen L. Diamond (VIII); Alfred O. Hero III (IX); Richard A. Volz (X)

REGION DIRECTORS

Charles P. Rubenstein (1); William P. Walsh Jr. (2); Clarence L. Stogner (3); Don C. Bramlett (4); Sandra L. Robinson (5); Leonard J. Bond (6); Om P. Malik (7); Jozef W. Modelski (8); Tania L. Quiel (9); Yong Jin Park (10)

DIRECTORS EMERITUS

Eric Herz, Theodore W. Hissey

IEEE STAFF

EXECUTIVE DIRECTOR & COO James Prendergast
+1 732 502 5400, james.prendergast@ieee.org

HUMAN RESOURCES Betsy Davis, SPHR
+1 732 465 6434, b.davis@ieee.org

PUBLICATIONS Anthony Durniak
+1 732 562 3998, a.durniak@ieee.org

EDUCATIONAL ACTIVITIES Douglas Gorham
+1 732 562 5483, d.g.gorham@ieee.org

STANDARDS ACTIVITIES Judith Gorman
+1 732 562 3820, j.gorman@ieee.org

MEMBER & GEOGRAPHIC ACTIVITIES Cecelia Jankowski
+1 732 562 5504, c.jankowski@ieee.org

CORPORATE STRATEGY & COMMUNICATIONS Matthew Loeb, CAE
+1 732 562 5320, m.loeb@ieee.org

BUSINESS ADMINISTRATION Richard D. Schwartz
+1 732 562 5311, r.schwartz@ieee.org

TECHNICAL ACTIVITIES Mary Ward-Callan
+1 732 562 3850, m.ward-callan@ieee.org

MANAGING DIRECTOR, IEEE-USA Chris Brantley
+1 202 530 8349, c.brantley@ieee.org

IEEE PUBLICATION SERVICES & PRODUCTS BOARD

Jon G. Rokne, *Chair*; Tayfun Akgul, John Baillieul, Silvio E. Barbin, Deborah M. Cooper, Celia L. Desmond, Tariq S. Durrani, Mohamed E. El-Hawary, Gerald L. Engel, David A. Grier, Jens Hannemann, Lajos Hanzo, Hirohisa Kawamoto, Russell J. Lefevre, Michael R. Lightner, Steve M. Mills, Pradeep Misra, Saifur Rahman, Edward A. Rezek, Curtis A. Sillier Jr., W. Ross Stone, Ravi M. Todi, Robert J. Trew, Karl R. Varian, Timothy T. Wong, Jacek Zurada

IEEE OPERATIONS CENTER

445 Hoes Lane, Box 1331, Piscataway, NJ 08854-1331 U.S.A.
Tel: +1 732 981 0060 Fax: +1 732 981 1721



Their computer. Your brain.

GoToAssist® Express™ lets you view and control your customer's computer online, so you can use your expertise to instantly fix the problem. You'll solve technical issues faster while reducing travel costs and increasing customer satisfaction. Support Smarter™ with GoToAssist Express.

FREE 30-Day Trial

gotoassist.com/ieee



GoToAssist®

by **CITRIX®**

spectral lines

The Perfect Portable Display— Will It Ever Be Less Than 10 Years Away?


THE IPAD, Apple's much-anticipated tablet computer due out this month, isn't going to revolutionize the display industry. It doesn't sport a bright organic LED display. It isn't even wearing the latest Pixel Qi technology, which combines LCD technology with a black-and-white reflective version for easy viewing in bright sunlight.

The iPad uses a simple full-color LCD, backlit with LEDs, the kind of display you see today on many flat-screen televisions and computer monitors. Apple's decision to go with the LCD isn't particularly surprising. The iPad will be used to display photos and videos, and to do that it needs a full-color, full-motion display. So E Ink and its monochrome brethren are out. OLED technology is just too expensive right now, and Pixel Qi is a compromise—it gives up a bit in color saturation to pick up that visibility in sunlight.

But the choice of LCD technology also means that, in spite of the vast library of e-books that will be available for the iPad, this device is no e-book reader. While I'm not an e-book convert myself, the folks I know who carry Kindles everywhere read them outdoors as much as in, often in sunlight, and that just won't be possible with the iPad's LCD screen.

The iPad will, however, affect the world of displays, says Jason Heikenfeld, an associate professor in the Novel Devices Laboratory at the University of Cincinnati and author of our feature "Lite, Brite Displays," in this issue. Because the iPad will allow consumers to purchase magazines and other publications with the ease of buying an iTunes track, it will increase the movement to digital media. This will up the demand for a do-it-all screen that can display full-color motion video as well as easy-to-read text, and it may speed up the advance of the state of the art.

But where, exactly, is the display of the future right now? You know, the cheap, portable, low-power, easy-to-read-under-any-and-all-conditions screen we've been



A version of this article appeared in IEEE Spectrum Online's Tech Talk blog on 27 January.

saying is 10 years away for, oh, the last 20 years or so?

In his article, Heikenfeld describes a half-dozen different technologies that are now coming out of different labs to vie for control of the e-paper display market—estimated to be about US \$10 billion by 2018. And yes, these technologies are about 10 years away from commercialization.

So I guess I won't be tossing out the pile of books on my nightstand to download my bedtime reading from iTunes just yet. Don't get me wrong—the iPad is a sweet computer. And strangely enough, in all its succinct simplicity, it may be just the thing for very late Internet adapters like my 70-plus-year-old aunt, who's never used a computer, only has a landline, and has no patience for service people, boxes with blinking lights, tangled wires, and enigmatic technology. But it's certainly not a printed-book killer, or even a Kindle killer for that matter.

I love the idea of unlimited access, and LCDs like the iPad's are great for digging for information and viewing multimedia content. But for reading for relaxation (which, for me, often means outdoors in a comfortable horizontal position) they just won't do. Maybe someday, the new displays now in the works—the ones that are once again just 10 years away—will.

—TEKLA S. PERRY

HARRY CAMPBELL



Copyright © 2000-2008 DigitalVision Imagine.

Chaos Made Clear

It has been called the third great revolution of 20th-century physics, after relativity and quantum theory. But how can something called chaos theory help you understand an *orderly* world? What practical things might it be good for? What, in fact, is chaos theory? **Chaos** takes you to the heart of chaos theory as it is understood today. Your guide is Cornell University Professor Steven Strogatz, author of *Nonlinear Dynamics and Chaos*, the most widely used chaos theory textbook in America. In 24 thought-provoking lectures, he introduces you to a fascinating discipline that has more to do with your everyday life than you may realize.

Chaos theory—the science of systems whose behavior is sensitive to small changes in their initial conditions—affects nearly every field of human endeavor, from astronomy to business. Professor Strogatz shows you the importance of this field and how it has helped us solve life's mysteries. You learn how chaos theory was discovered and investigate ideas such as the butterfly effect, iterated maps, and fractals. You also discover practical applications of chaos in areas like encryption, medicine, and space mission design.

This course is one of The Great Courses®, a noncredit recorded college lecture series from The Teaching Company®. Award-winning professors of a wide array of subjects in the sciences and the liberal arts have made more than 300 college-level courses that are available now on our website.

Chaos

Taught by Professor Steven Strogatz, Cornell University

Lecture Titles

- | | |
|--|--|
| 1. The Chaos Revolution | 12. Experimental Tests of the New Theory |
| 2. The Clockwork Universe | 13. Fractals—The Geometry of Chaos |
| 3. From Clockwork to Chaos | 14. The Properties of Fractals |
| 4. Chaos Found and Lost Again | 15. A New Concept of Dimension |
| 5. The Return of Chaos | 16. Fractals Around Us |
| 6. Chaos as Disorder—The Butterfly Effect | 17. Fractals Inside Us |
| 7. Picturing Chaos as Order—Strange Attractors | 18. Fractal Art |
| 8. Animating Chaos as Order—Iterated Maps | 19. Embracing Chaos—From Tao to Space Travel |
| 9. How Systems Turn Chaotic | 20. Cloaking Messages with Chaos |
| 10. Displaying How Systems Turn Chaotic | 21. Chaos in Health and Disease |
| 11. Universal Features of the Route to Chaos | 22. Quantum Chaos |
| | 23. Synchronization |
| | 24. The Future of Science |

Order Today!

Offer expires Friday, April 30, 2010

Chaos

Course No. 1333

24 lectures (30 minutes/lecture)

DVDs

~~\$254.95~~

NOW \$69.95

+ \$10 Shipping, Processing, and Lifetime Satisfaction Guarantee

Priority Code: 40375



THE TEACHING COMPANY®
The Joy of Lifelong Learning Every Day™
GREAT PROFESSORS, GREAT COURSES, GREAT VALUE
GUARANTEED.™

ACT NOW!

1-800-TEACH-12
www.TEACH12.com/5spec

forum



LETTERS do not represent opinions of IEEE. Short, concise letters are preferred. They may be edited for space and clarity. To post your comments online, go to spectrum.ieee.org. Or write to Forum, IEEE Spectrum, 3 Park Ave., 17th Floor, New York, NY 10016-5997, U.S.A.; fax, +1 212 419 7570; e-mail, n.hantman@ieee.org.

WHEN LOSERS ARE WINNERS

I HAVE BEEN impressed with *IEEE Spectrum* ever since I became an IEEE member. It is easily among the best technical publications on the market. But your judgment of the Chevrolet Volt as a loser ["Discharged," Winners & Losers, January] is one of the most misguided pieces I have ever read on energy conservation. The article fails to address an important point: The total energy investment and environmental impact of producing and distributing the gasoline needed to drive a traditional car is quite different from the total impact of the electricity needed to drive an electric car. If we are to truly compare electric and electric hybrid vehicles to

their traditional counterparts from an environmental perspective, this issue cannot be ignored.

The article also makes the same ludicrous claim that has plagued nearly all evaluations of fuel-saving, cleaner-running vehicles—that green technology makes sense only if it can pay for itself in energy savings. The problem with this reasoning is that the best solution to a problem is rarely the cheapest one. It

simply costs more to do a job right. For many of us who proudly drive hybrid vehicles (or put solar panels on our roofs), it is worth the extra expense to drive a cleaner vehicle and have a smaller energy/pollution footprint. Those who are willing to go the extra mile to live a cleaner life are heroes, not freaks. Perpetrating outdated ideas about environmental concerns being only for the tree huggers seems conspicuously incongruous with IEEE's mission.

ANDREW TUBESING
IEEE Member
Socorro, N.M.

DRIVEN TO TECHNOLOGY

ROBERT W. Lucky's engineer's enthusiasm for throwing a

technological fix at a social problem ["Driven to Distraction," Reflections, January] may be forgiven, but his call for even more monitoring and control of ordinary citizens cannot. The idea of blocking or restricting service to cellphones in moving vehicles falls short for several reasons, the most obvious being that quite often the caller is a passenger, not the driver. Rather than embracing increasingly invasive technology, we need to encourage personal responsibility, with appropriate punishment for the irresponsible. We can't restrict every possible distraction a driver might encounter, and we should not use the bad behavior of a few to further restrict the lives of the many.

LAWRENCE RACHMAN
IEEE Member
Centerport, N.Y.

WASTE NOT

INLAND'S NUCLEAR Waste Solution" [December], about the storage of spent nuclear fuel, has turned me against nuclear power. The nuclear waste produced during the past 50 years amounts to 270 000 metric tons. How much more waste will accumulate during the next 100 years? Even if we decide to stop running or building new plants, what can future

generations do with nuclear waste that has a lifetime of 10 000 to a million years?

MAHMUD WASFI
IEEE Senior Member
Burnaby, B.C., Canada

ENTERPRISES SUCH as *Spectrum* gush about how all it takes is smart people and a few bucks wrapped in a reasonable time frame to solve every problem—but when it comes to spent nuclear fuel, the repository required must be good for 100 000 years with no maintenance! Why is it not perfectly fine to make a repository that's good for only 1000 years and then work under the assumption that in 100 to 200 years, with smart people and a few bucks, the technology to solve the problem will be at hand? This approach provides you with a comfortable 500 percent safety margin from a time point of view. And if we don't solve the problem by year 500, we will still have afforded ourselves a good 500 years more to build, rebuild, or upgrade another repository good for another 1000 or more years. Nuclear energy is the only technology that can provide the United States with its near-term future energy needs and do so in an environmentally courteous manner.

BRUCE HACK
IEEE Member
Yonkers, N.Y.

update

more online at spectrum.ieee.org



Satellite Internet Access Withstands Haiti Quake

Wireless broadband links relief agencies

THE 7.0-MAGNITUDE earthquake that struck Haiti on 12 January damaged telecommunications so severely that aid workers and troops found it difficult to coordinate rescue and recovery missions.

First impressions, however, didn't convey the whole story. It's true that landlines were destroyed, cellphone networks were temporarily overwhelmed, and the country's sole link to a

fiber-optic undersea cable was severed. But Haiti's multiple links to the Internet—key to networking nongovernmental organizations (NGOs) on the ground—were functional.

Most Haitian ISPs—and indeed ISPs in many poor countries—connect to the Internet via satellite, according to Stephan Beckert, an analyst at TeleGeography Research. So Haitian ISPs were not dependent on the country's

lone 1.92-terabit-per-second undersea cable link, which was knocked out during the quake and won't be repaired for some time. The satellite technology, known as very small aperture terminal (VSAT), connects Earth stations to spacecraft in distant, geosynchronous orbits.

"VSAT is usually the cheapest, fastest way to get a country connected to the Internet," says Hernán Galperin, a professor of telecommunications at Universidad de San Andrés, in Buenos Aires. An undersea cable offers economies of scale, but you end up relying on one piece of infrastructure. VSAT, like the Internet itself, tends to be more of a distributed network, with lots of points of connection. For

DOWNED WIRES: Haiti's telecom lifeline to the world runs mainly through satellites, not landlines or undersea cables. In this way, at least, the country has resisted natural disaster better than many rich countries might have.

PHOTO: ROBERTO SCHMIDT/AFP/GETTY IMAGES

update

Haiti, this distributed network infrastructure came as a blessing.

NetHope, a “collaboration of 28 of the world’s leading international humanitarian organizations,” was one of the NGOs taking advantage of satellite service. The organization was working with San Francisco-based Inveneo to bridge the proverbial last mile by establishing Internet connectivity in the Haitian capital of Port-au-Prince and surrounding areas via VSAT links combined with long-range Wi-Fi. The Inveneo network supports Internet access in and

a server to a VSAT satellite Internet downlink from ITC Global and installed a local access point for the CHF International headquarters. Then they created two long Wi-Fi links from the headquarters to two different offices of Save the Children Federation in Port-au-Prince. Later that afternoon they established a third link to the offices of Catholic Relief Services.

As Inveneo’s partners and other NGOs shift from rescue to recovery to rebuilding, Internet access will continue to play an important role.

“In the long term, getting people access to cheap, diverse, reliable telecommunications will be one important

“Cheap mobile Internet access could turn out to be one of the small factors that improve education and create economic opportunities for Haitians in the long run.”

—JAMES COWIE, CHIEF TECHNOLOGY OFFICER, RENESYS

out of the country, carries voice communications, and allows for the collaboration and sharing of resources among up to 20 NGOs.

Inveneo cofounder Mark Summer and engineer Andris Bjornson arrived in Haiti one week after the quake hit with the logistical assistance of the housing aid group CHF International. Summer and Bjornson brought with them more than 330 kilograms of equipment, including climbing gear, power drills, power strips, electrical cords, coaxial cable, wireless routers, more than a dozen 5-gigahertz RocketDish parabolic antennas, and 10 Linux miniservers.

Three days after their arrival in Port-au-Prince, Summer and Bjornson reported back to Inveneo via the Internet connection they had helped establish. They had connected

element in Haiti’s rebuilding as a nation,” says James Cowie, chief technology officer at Renesys, an Internet-monitoring firm.

Because Haiti’s mobile-phone penetration rate was pretty high before the quake, Cowie thinks that most of the population will be accessing the Internet through mobile devices in the future. “I’d like to think that cheap mobile Internet access could turn out to be one of the small factors that improve education and create economic opportunities for Haitians in the long run,” he says. “But in the face of so much suffering, they obviously have much more serious and immediate concerns to deal with this year.”

—HARRY GOLDSTEIN

Portions of this article appeared on IEEE Spectrum Online on 27 January.



Europe Plans a North Sea Grid

Undersea cables will transport wind, hydro, and solar power

THE EUROPEAN UNION hopes to generate a fifth of its electricity from renewable energies by 2020. But that can’t be done unless its member states can easily move that electricity from one country to another. To that end, late last year nine European countries agreed to build a power grid of high-voltage cables under the North Sea. It would be the first multinational grid designed to address the fluctuating nature of green power generation.

The grid will transport energy generated by a mix of wind, solar, and tidal power between Belgium, Denmark, France, Germany, Ireland, Luxembourg, the Netherlands, Norway (the only non-EU participant), and the United Kingdom to better balance supply and demand. Energy produced at night in UK wind farms, for instance, could be stored in Norway’s hydropower facilities and released the following day. Around 100 gigawatts



of offshore wind power are currently planned by European power companies. The UK, in particular, has launched a £100 billion (US \$160 billion) program to expand its offshore wind farms, already the world's biggest at around 1 GW, to as much as 40 GW by 2020.

The cable project, estimated to cost the nine countries more than €30 billion (\$40 billion) over 10 years, will be financed through a mix of taxpayers' money and private investment, largely from energy companies. Government officials were to begin coordinating the project in February.

The sooner such projects get off the ground, the better, says Sven Teske, an electrical engineer by training and a renewable energy expert with Greenpeace International. "The wind industry is a huge driver behind the push for supergrids and cross-border infrastructure," he says. "The new players need the grids or they won't survive."

Before Europe's grid can handle the planned renewable energy, 34 existing

high-voltage alternating current (HVAC) interconnections between neighboring countries will need to be upgraded, at a cost of approximately €3 billion, according to Greenpeace. Another 17 high-voltage direct current (HVDC) interconnections will need to be either built or upgraded at a cost of about €16 billion. And up to 11 new long-distance HVDC supergrid connections will be necessary, at a cost of approximately €100 billion—much more than EU ministers agreed to in December.

Onshore, the EU ministers envision a combination of interconnected smart grids for distribution and connecting decentralized renewable generation, and supergrids that distribute electricity across its member states and beyond. The smart grids would use advanced communication systems as well as new monitoring and control technologies to balance supply, demand, and storage over a region more effectively than is done today.

The supergrids, by comparison, would transport large energy loads to

CAPRICE OF THE WIND: Robust marine transmission lines could allow Europe to exploit the sporadic production of most alternative sources of energy.

PHOTO: SIEMENS

balance electricity surpluses or deficits between regions and also transport bulk electricity from large wind and solar farms. Under plans being shaped by EU policymakers and industry leaders, the supergrids will likely be based on HVDC technology. But HVAC, the mainstay in Europe, will continue to play a role in the region.

The big advantage of HVDC over HVAC is lower electricity loss over long distances. Two types of systems are competing. One, called line commutated converter technology, offers comparatively low energy losses—between 2 to 3 percent for a 500-megawatt transmission over 100 kilometers, including losses in converters and transmission, according to the Greenpeace energy grid study "Renewables 24/7: Infrastructure Needed to Save the Climate." But this system typically requires a strong HVAC network on both sides of the HVDC connection. The other, called voltage source converter (VSC), is a comparatively new technology. VSC-based HVDC offers more control of the power flow, but its total efficiency is still slightly less than that of the commutated design and also requires more cable and more converter stations.

Someday, these planned new supergrids could connect with the European industry-led Desertec project, which plans to transport solar energy from northern Africa under the Mediterranean to Europe. But trying to "bundle too many activities in the early phase" of building new infrastructure could be a mistake, warns Antonella Battaglini, senior scientist at the Potsdam Institute for Climate Impact Research, in Germany. Connecting northern Europe to smart grids and supergrids is, in her opinion, enough of a challenge.

—JOHN BLAU

update

Medical Imagers Lower the Dose

Radiation-lowering techniques were in the works even before studies showed a danger

RECENT RESEARCH documenting that CT scans increase the risk of cancer has biomedical engineers looking for new ways to reduce patients' exposure to ionizing radiation.

CT scans, which use multiple X-ray images to build up cross-sectional and 3-D pictures of structures inside the human body, have soared in popularity in recent decades. A study published in December's *Archives of Internal Medicine* found that the number of CT scans grew from 3 million in 1980 to roughly 70 million in 2007. Those 70 million scans could eventually lead to 29 000 cancers, according to the same study. For each year's use of today's scanning technology, the resulting cancers could cause about 14 500 deaths.

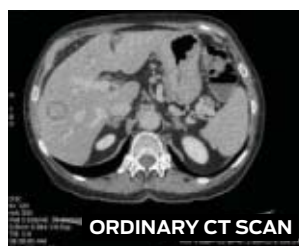
But the makers of CT scanners are already taking steps to reduce the radiation dose from a scan, and consequently the risks of cancer. For instance, last year GE Healthcare

introduced scanners that incorporate a technique it calls Adaptive Statistical Iterative Reconstruction. An ASIR scan uses a less intense X-ray beam, which means that the resulting raw image can contain more noise. ASIR compares voxels—volumetric pixels—side by side, and if one looks too different from its neighboring voxels, it's assumed to be noise and is removed from the data. ASIR then constructs a high-quality image from the cleaned-up data.

Amy Hara, an associate professor of radiology at the Mayo Clinic in Arizona, studied liver scans made using ASIR. She found that the images were better than low-dose images made without ASIR and required 32 to 65 percent less radiation, depending on such factors as the patient's size. Taking out the noise didn't eliminate any diagnostically important details, Hara says: "We're not losing any actual data. What we're seeing is that it's removing what it's supposed to remove."

Another radiologist, James Earls of Fairfax Radiological Consultants, in Virginia, looked at heart scans done with ASIR and found high-quality images with up to a 90 percent reduction in radiation. Hara says that ASIR studies will have to be done for all the important parts of the body typically scanned—such as lungs and heads—to make sure nothing of diagnostic importance is lost.

Siemens has a similar



ORDINARY CT SCAN



LOW-DOSE ASIR

CATCH FEWER RAYS: Tricks of image reconstruction spare the patient by making every X-ray photon count.

PHOTO: IAN HOOTEN/GETTY IMAGES; IMAGES: GE HEALTHCARE (2)

approach that it calls Iterative Reconstruction in Image Space, which it plans to start selling in the second quarter of 2010. The general technique behind both the Siemens and GE technologies has been known for a while, but it's so computationally intensive that it wasn't practical until computers became more powerful and programmers came up with more streamlined algorithms.

Lower-dose CT scanning is a goal of researchers outside the major imaging firms, too. Ge Wang, director of the biomedical imaging division of the joint Virginia Tech-Wake Forest University School of Biomedical Engineering and

Sciences, is developing a new low-dose CT technique called interior tomography. While typical scans cover a whole area—scanning the chest to image the heart, say, or the whole head to map out a cochlear implant—interior tomography focuses on a much smaller region of interest. "Data means radiation dose, so if you reduce data, you reduce radiation dose," Wang says. Scanning only the heart, for instance, immediately cuts the X-rays by about half.

When today's CT scanners image the chest, for example, part of the data they collect includes where the body ends and the open air begins. That defined edge provides the image-building

© 2010 Marriott International, Inc.



INTRODUCING THE REIMAGINED LOBBY

WORK, CONNECT, OR RELAX IN AN AMAZINGLY FLEXIBLE SPACE.

MASTER THE LONG TRIP.™

RESIDENCEINN.COM



100 GHz The new record for the cutoff frequency of a graphene transistor. IBM researchers beat their own previous record of 26 gigahertz.

update

algorithm with the reference values that allow it to calibrate the rest of the image and figure out such information as how dense a bit of tissue is. With the more targeted scan used in the interior tomography, that reference is missing. Instead, the technique looks for reference points within the image. An air pocket or a region of blood, even a medical implant, scatters or absorbs X-rays in known ways. Finding those points gives the algorithm a place to start building up the image.

Without the hard edges of empty space in the picture, the scanner cannot use the Fourier transform to reconstruct an image, the way standard image-processing systems do. Instead, Wang turns to a trick called the truncated Hilbert transform. Ironically, although the Hilbert transform has less data to work with, the computation is more demanding. It can take 10 minutes to an hour to create an image, depending on the size, but Wang believes that in two or three years he'll find a way to do it much faster.

Researchers hope these and other efforts will cut the cancer risk from CT scans while retaining their value in finding and treating disease. The Mayo Clinic's Hara says there's a growing awareness of the radiation risk. "For a long time it was about image quality, with less of an emphasis on dose," she says. "We all know that CT's very valuable and helpful, and that's been proven. You just want to make sure there's the least risk to the patient."

—NEIL SAVAGE

Scientists Solve Mystery of Superinsulators

The opposite of superconductivity might lead to strange new circuits

In 2008 a team of physicists from Argonne National Laboratory, in Illinois, and other institutions stumbled upon an odd phenomenon. They called it superinsulation, because in many ways it was the opposite of superconductivity. Now they've worked out the theory behind it, potentially opening the doors to better batteries, supersensitive sensors, and strange new circuits.

Superconductors lose all resistance once they fall below a certain temperature. In superinsulators, on the other hand, the resistance to the flow of electricity becomes infinite at very low temperatures, preventing any flow of electric current.

Valerii Vinokur of Argonne and Tatyana Baturina from the Institute of Semiconductor Physics, in Novosibirsk, Russia, discovered superinsulators when the pair chilled a thin film of titanium nitride to nearly absolute zero and tried to send a current through it.

They found that the resistance shot up to 100 000 times its original level. The effect vanished at higher temperatures. The researchers also noticed that the effect was sensitive to the strength of a magnetic field; as they increased the strength of an external magnetic field, the resistance disappeared.

Vinokur and his colleagues say the effect could make new kinds of batteries possible. In most batteries, there is a certain amount of leakage when the battery is left exposed to air, because air is not a perfect insulator. Thus, an unused battery eventually drains. "If you pass a current through a superconductor, then it will carry the current forever; conversely, if you have a superinsulator, then it will hold a charge forever," says Vinokur. In fact, he points out, a device made from superconductors and superinsulators might lose no heat at all during operation.

Vinokur, Baturina, and Nikolai Chitchelekatchev, a theoretical physicist from the Moscow Institute of Physics and Technology, who also has an affiliation with Argonne, recently worked out a theory of how superinsulation works at microscopic scales, which they reported this past December in *Physical Review Letters*. They say that superinsulation, like superconductivity, is caused at low temperatures by electrons that form what are known as Cooper pairs. In a superconductor the pairs move together collectively, which means there is no resistance

to impede the flow of current. In a superinsulator, on the other hand, the Cooper pairs repel one another, and thus prevent any current from flowing.

Vinokur says that while the qualitative picture of the phenomenon emerged in 2008, it was only recently that the team succeeded in working out the first set of detailed calculations.

Eugene Chudnovsky, an expert on

superconductivity and a physics professor at Lehman College of the City University of New York, says that the nature of superinsulators has been hotly debated by physicists and that the theory by Vinokur and the Russian physicists is promising. Gergely Zimanyi, a physics professor at the University of California, Davis, says the theoretical physics community has "extremely high respect" for Vinokur's work.

So far the theory and experiments have been confined to thin films of titanium nitride, says Vinokur, who intends to investigate other compounds at higher temperatures next. "There are still plenty of unresolved questions," he says. "We can only remind [ourselves] that the microscopic theory of superconductivity appeared almost 50 years after the discovery. In this respect, we are proceeding incredibly fast."

—SASWATO R. DAS



WELL CHILLED: Superinsulators like titanium nitride show their stuff only when cooled to nearly absolute zero.

PHOTO: ARGONNE NATIONAL LABORATORY

IEEE-USA IN ACTION

Building Careers & Shaping Public Policy



IEEE-USA advances the public good and promotes the careers and public policy interests of more than 210,000 engineers, scientists and allied professionals, who are U.S. members of the IEEE. Here's the latest on IEEE-USA's products, programs, services and activities.

NEW IEEE-USA E-BOOK SERIES ON INNOVATION

Gus Gaynor's four-part e-book series, *Doing Innovation: Creating Economic Value*, provides a basic understanding of what innovation involves, what it takes to be an innovator, and what it takes to develop a culture where innovation can thrive. You can download this series for the IEEE member price: \$9.95* per e-book. Non-member price: \$19.95 per e-book. *To purchase IEEE members-only products, and to receive the member discount on eligible products, members must log in with their IEEE Web Account.* <http://www.ieeeusa.org/communications/ebooks>

CALL FOR E-BOOK AUTHORS

IEEE-USA E-Books seeks authors to write an e-book, or a series of e-books on career guidance and development topics. If you have an idea for an e-book that will educate other IEEE members on a particular topic of expertise, e-mail your idea to IEEE-USA Publishing Manager, Georgia Stelluto, at g.stelluto@ieee.org.

IEEE GREEN TECHNOLOGY CONFERENCE COMING TO TEXAS

IEEE-USA is sponsoring the second-annual IEEE Green Technology Conference at the Gaylord Texan Resort and Convention Center in Grapevine, Texas, 15-16 April. The event will explore renewable energy technologies such as solar, wind, nuclear, geothermal, hydro and biomass, among others, as well as alternative vehicle power sources like fuel cells, gasoline and liquid natural gas and electric hybrids, and plug-in hybrid electric vehicles. There's still time to register for this Dallas-Fort Worth area conference. <http://ieeegreentech.org>



SIGN UP FOR SCIENCE, ENGINEERING AND TECHNOLOGY CONGRESSIONAL (SET CVD) VISITS

IEEE-USA's Annual SET CVD will be held on 28-29 April, and will focus on the importance of sustaining federal investments in R&D. SET CVD is an annual two-day event that brings scientists, engineers, researchers, educators and technology executives to Washington, D.C., to raise visibility and support for science, engineering and technology. For more information, and to sign up, go to <http://www.ieeeusa.org/policy/cvd>.



IEEE-USA OFFERS HELP FOR HIGH-TECH ENTREPRENEURS

Get your high-tech business plan ready for prime time with IEEE-USA TechMatch. Available free to IEEE members, the program provides new entrepreneurs with access to successful business people who will help you improve your plan. First, you get a detailed, automated assessment of your plan and objectives, and then a committee of experienced reviewers will provide sustained, customized feedback to help improve the business plan prior to presentation to prospective investors. <http://www.ieeeusa.org/careers/entrepreneurs/techmatch>



EMPLOYMENT NAVIGATOR CAN HELP YOU FIND A JOB

Find your next job with IEEE-USA's Employment Navigator. This portal collects millions of job leads from more than 100,000 Web sites and places them in a single database. You can search by job title, skill and location. Many other employment services are available via IEEE-USA's Career Navigator, a career enhancement portal that includes resources such as free Webinars, courses in interpersonal skills, a career planning guide and a salary calculator. Login with your IEEE Web account to gain access to additional job search tools and services. <http://www.ieeeusa.org/careers>



IEEE-USA TO AWARD \$1,500 HONORARIUM TO JOURNALIST WHO CONTRIBUTES TO GREATER PUBLIC UNDERSTANDING OF ENGINEERING

IEEE-USA is awarding a \$1,500 honorarium to recognize print and electronic journalists who contribute to a greater public understanding of the contributions of technology professionals to the social, economic and cultural aspects of life. Nominations are due 31 July. For details on the Award for Distinguished Literary Contributions, visit <http://www.ieeeusa.org/volunteers/awards/award8.html>.

US \$900 MILLION Amount Samsung will pay technology licensing company Rambus to settle their long-running dispute over DRAM technology.

update

A New Attack on Art Fraud

Sparse-coding algorithm spots fakes

EVERY FEW years, we're wowed by news of some jaw-dropping sum paid for a previously unknown painting or drawing by a famous artist. But how can a buyer truly be sure that a piece is a legitimate creation of, say, Leonardo or Gauguin? Mathematicians at Dartmouth College, in Hanover, N.H., may have the answer. They recently presented a computer-based statistical analysis technique which they say will help art historians and conservators discover even the most skilled forgery.

Their method, called sparse coding, learns what characterizes the artist's style at a level of detail that is practically imperceptible to the eye of even the most experienced appraiser. It works by examining small patches of a picture and breaking them down to a set of essential elements.

"The aim is to establish for each artist a vocabulary of brush strokes or pencil marks that defines his or her style," says James M. Hughes, a doctoral candidate at Dartmouth who coauthored the research reported in *Proceedings of the National Academy of Sciences*. The



SPOT THE FAKE: These drawings were long attributed to Pieter Bruegel the Elder, but only the top one is authentic.

PHOTOS: METROPOLITAN MUSEUM OF ART

style of a great painter like van Gogh is so distinctive that if his craft had been writing memos, it would seem as though he'd had a typewriter with its own custom-made font and type size. No matter the document, it would comprise a set of characters with the same font and proportions. And although cutting up a memo and rearranging the letters would change the message, it would still be clear that it came from the same author. Conversely, a document created by someone else might deliver the exact same message yet not pass a careful examination for authenticity, because the underlying characters would be slightly—or even vastly—different.

The researchers focused on the notion of sparseness, which refers to the ability to represent an image with as little information as possible.

The concept is analogous to digital compression.

To test sparse coding, the researchers used it to compare the drawings of 16th-century Flemish artist Pieter Bruegel the Elder with known Bruegel knockoffs. The model was trained on swatches from eight real Bruegel drawings. The sparse-coding algorithm stripped each of them down to a set of basic elements needed to re-create the full drawing. When sections taken from any of the five imitations were stripped down, the model revealed that more often than not, there were readily apparent differences in the sparsity of information, meaning that the imitations were significantly different from the authentic Bruegel drawings.

Asked if sparse coding could be used by a technically savvy art forger to, in

effect, reverse engineer an artist's technique, Hughes replies, "The short answer is no." First of all, he says, size matters. The code makes a determination of what the important features are at three different scales—something that would be nearly impossible for a forger to keep track of as he moves a brush across a canvas. Second, he says, sparse coding reports its findings as a set of statistical distributions, making it very difficult to turn that information into something that a forger would find useful.

Hughes says that sparse coding should be viewed as a new addition to the suite of tools used by a conservator or art historian for authentication [see "Art Fraud Forensics," *IEEE Spectrum*, July 2009, <http://spectrum.ieee.org/podcast/computing/software/art-fraud-forensics>]. James Coddington, chief conservator at the Museum of Modern Art, in New York City, agrees. "Computers can be helpful," Coddington admits, "but art is far too complex to expect that you could just put a painting in one side of a machine and a green light or a red light will tell you whether the piece is authentic."

Coddington says he sees how sparse coding could help identify a drawing, because "there's going to be an internal consistency among the artist's works." But the software won't replace human connoisseurship, historical knowledge, chemistry, and other tools. —WILLIE D. JONES

Discover a Smarter Research Experience



With advanced search capabilities and insightful research tools, the new IEEE *Xplore* digital library makes finding the trusted research you need easier and faster. Discover more than 2 million journal articles, conference proceedings and standards—or simply find exactly the one you're looking for.

Experience better results with the New IEEE *Xplore*:

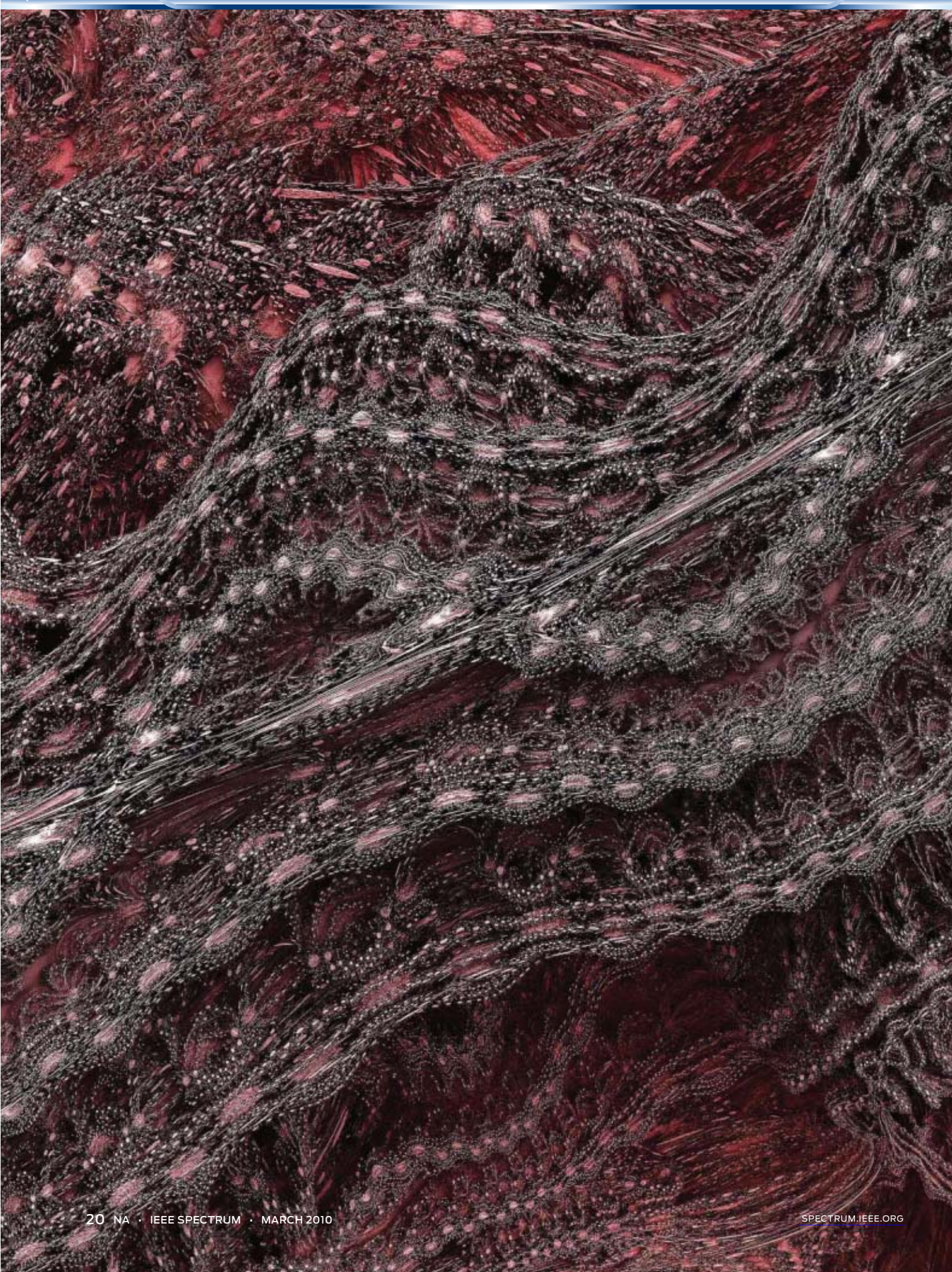
- Easy-to-Navigate Interface
- Improved Search Capabilities
- New Personalization Features
- Expanded Browse Options

IEEE *Xplore*® Digital Library

Delivering innovative research better than ever

www.ieee.org/ieeexplore








the big picture

PAINTING BY NUMBERS

Who said algebra isn't fun? This ornately detailed figure, which brings to mind the craggy but beautiful contours of a coral reef, is actually a 3-D computer rendering of a mathematical equation. It's an example of a fractal, which breaks the rules of traditional geometry because its area and perimeter are incalculable. The numbers behind these beasts can't be crunched, because no matter how closely you zoom in, the features always look like ever-smaller copies of the entire figure. Widely available fractal-generating software allows anyone to plot simple designs. This highly intricate figure, produced by Daniel White, a Web developer and amateur mathematician based in Bedford, England, is one of many at his Web site, <http://www.skytopia.com>.

IMAGE: DANIEL WHITE

hands on



THE SMART POWER STRIP

A Web-enabled outlet tells you how much power an appliance is consuming and lets you turn it on and off remotely

I'VE ALWAYS been a big fan of home automation. My first project, back in the days of X10 controllers, let me turn off the lights in the living room from the bedroom. As handy as that was, it required a centralized computer that cost more in electricity than it could ever possibly save. That's true for all too many home automation projects.

A Web-enabled four-outlet power strip would go a long way to solve that problem—you could turn appliances on and off remotely or on a schedule. And while we're at it, shouldn't it show how much power those appliances are using?

This month's project is a smart power strip that does all that. One big caveat: The total build exceeds US \$500, which is an insane sum for an outlet strip, no matter how smart it is.

Here's another caveat: safety. Obviously, making a power strip is going to mean working with alternating current. You'll need wire of the appropriate gauge. Make sure none is exposed, and be careful not to confuse signal lines—probably 20 gauge—with AC lines, which should be 14 gauge for a 10-ampere project. And of course, check your local electrical code. I got a very

powerful reminder when an upstairs lighting fixture in my house caught fire because of improper grounding. Remember, AC power can kill within the blink of an eye.

The two main components of the build were a SheevaPlug Development module and a Phidgets input/output board with four current-sensing modules and two 10-A dual-relay modules. The Phidgets I/O board is a sweet little guy. Mine has eight digital inputs and outputs and eight analog inputs, which use a standard connector type that also supplies +5 volts and ground. The dual relays need a digital input for each relay (on or off), but they also need a certain amount of "wetting" current—the current needed to break through any thin film of oxide that may have formed on the contact surfaces of

REMOTE CONTROL: To manage your appliances across the Web, you need a controller [left] that's nearly as smart—and as big—as a PC. PHOTO: JAMES TURNER

the relay switches. That current is supplied by the analog input ports, so I ended up using six analog inputs (four current sensors and power for the two relay modules), four digital inputs (switches), and four digital outputs (LEDs and relays). One of the nice features of the board is that the digital inputs have built-in pull-up resistors, so you can just hook a switch up between ground and the input.

I first attached the relays and the LEDs to the Phidgets board to see if everything worked. The SheevaPlug was going to take a while to arrive, so I used my Mac as a stand-in. Once I had determined that the Phidgets board was alive, I took a standard square electrical box and drilled a number of holes around the base for four switches and four LEDs—I wanted to be able to see whether each receptacle was live by checking an LED next to it. In other words, the LED would be on if—and only if—the relay was active, even if the computer went nuts and started sending garbage to the board. I consider this a basic safety feature, and it's easy to do by running parallel wires to the relay input and the positive side of the LED.

For me, every do-it-yourself project has a milestone, and this one will be remembered as The Build That Made Me

Finally Buy a Drill Press. Using a hand drill, putting the first hole through the electrical box took three drill bits and 20 minutes of the most awful noise. A nice 12-inch (30-centimeter) drill press was on sale at my local Home Depot. With it, the remaining seven holes took about 20 seconds apiece.

Wiring up an AC receptacle makes necking in a VW Beetle seem easy. I took extra care to think out the wiring scheme, which I envisioned in two layers. Up at the top were the four individual neutral (white) wires for the plugs that led to the relays, two live (black) wires that ran to the plugs in common, and two grounds (green). As with most receptacles, you can choose whether to wire the two plugs in common by breaking a metal tab on each side. By breaking one tab and leaving one in place, I was able to supply the live wire in common to each of the receptacles while delivering individual neutral lines for each plug, allowing them to be switched individually.

The second, lower layer has eight wires for the LEDs and five for the switches, along with plenty of cable ties. (I daisy-chained the ground wire on the switches to reduce the wire mess, something I should have done for the LEDs as well.) The two live lines ran to a common terminal strip that would also provide power to the SheevaPlug; the neutrals ran to the current sensors, then to the relays, and finally to another terminal strip.

The grounds went straight to a grounding bar attached to the chassis. The LED grounds and switch grounds went to the input and output digital ground terminals, respectively. Finally, the LEDs went into the digital output ports in parallel with the relay control lines for the same circuit, and the switch lines went into the digital inputs. I kept

that the wires are thick. Too thick, in fact, for the first box to still have room for the SheevaPlug. I had to pull all the components out and move them into a new home. I also special-ordered some bus bars, normally used for marine applications, to safely distribute the hot and neutral lines.

At last, the SheevaPlug came. It turned out to be

there. I wrote a C-based program that interfaces with the Phidgets APIs to poll the switches on the outlets every 250 milliseconds to see if any have been pressed. If so, the program turns the relay on for that outlet and also for the LED. It further checks a first-in-first-out queue to see if any commands have come in, and every second it writes out the current relay settings and power consumption to a log file. I then wrote a Perl-based Web application that reads the last line in the log file every 2 seconds and displays the current relay settings and power usage, with buttons to send commands to the queue to turn outlets on or off.

Everything worked like a charm. I was able to surf to the power strip's Web server using my iPhone and turn the outlets on and off from anywhere in the house. I could also look at the watts consumed and see whether anything plugged into an outlet was actually turned on. Still on the to-do list: Configure the outlets to be locked out at certain times (so that little Johnny can't turn on his Xbox when he should be doing homework, for example), and use the log file to graph power usage over time.

Like many DIY projects, this was enormously fun and educational but not tremendously practical. For one thing, the finished unit is pretty big, about the size of a small PC. It also was pretty darn expensive. I figure it will pay for itself in electrical savings in about 30 years.

—JAMES TURNER



SMART STRIP: Lay in wires for the buttons and LEDs first [upper left]. Mount an I/O board with sensors and relays [upper right] on a piece of wood—and make sure your enclosure is big enough [lower left]. If you wired correctly, an LED will light up when a plug is live [lower right]. PHOTOS: JAMES TURNER

things simple, with digital output 1 controlling the relay that energized the circuit measured by the sensor connected to analog input 1, controllable by the switch going into digital input 1.

A few weeks later, I was back at the drill press with a larger, specially ordered electrical box. One of the things you quickly realize about projects that move a lot of AC current around at significant amperage is

a real joy, with the Debian Linux operating system, 512 megabytes of onboard storage, an Ethernet port, a normal USB port, a micro-USB port, and an SD slot. At full bore it draws 5 watts.

Rather than create a cross-compilation system for the ARM processor on the Sheeva, I installed the Gnu Compiler Collection and the Emacs file editor onto the device itself, and developed my software right

geek life

DIE ANOTHER DAY

Thousands of bodies are already cryonically frozen, waiting for faster computers and medical advances that will undo their cause of death

WHAT IS death? Over the centuries, the line dividing life and death has moved from the cessation first of breathing, then of the heartbeat, and finally of brain activity. But cryogenic methods first contemplated in science fiction may push the line even further. The idea is to freeze legally dead people in liquid nitrogen in the hope of regenerating them at some future date.

Today's cryonics scientists believe that this future may be a mere 100 years away. Alcor Life Extension Foundation, in Scottsdale, Ariz., the world's largest cryonics company, charges US \$150 000 to freeze and maintain a body and \$80 000 for a head, typically paid for with a life insurance policy.

Ralph Merkle, a nanotechnology expert and a director at Alcor, believes the best approach lies in developing nanorobots that can repair the body at the cellular level before thawing. They would fix or replace diseased and deteriorated tissue as well as the tissue fractures and denatured proteins that result from the freezing process itself. The revival process would, ideally, restore the physiology of dead persons to a pristine level, not only undoing the damage of whatever disease or accident killed them but also enabling them to return smarter and healthier than they ever were in life.

"We're talking about a fundamentally more powerful medical technology than we have today that will continue the evolution of the concepts of life and death," says Merkle, who holds bachelor's and master's degrees in



CHILL OUT: For a mere US \$150 000, you can deliver your corpse to the cryogenicists at the Alcor Life Extension Foundation and wait for medical science to conquer death. *PHOTOS: ALCOR LIFE EXTENSION FOUNDATION*

computer science from the University of California, Berkeley, and a Ph.D. in electrical engineering from Stanford. "People will be able to suffer more damage and still fully recover."

Before the body is cooled to -196°C (the temperature at which liquid nitrogen becomes a gas), the person's blood is replaced by a cryoprotective solution that doesn't freeze at those temperatures. Technically, the body and cryoprotective solution are not frozen but vitrified—that is, they solidify into a glassy substance that's free of ice crystals and the

damage they can cause.

The first step in the future regeneration process would remove this vitrified liquid, letting physicians use the circulatory system as a series of tunnels through which they could run nanomedical robots, nanomaterials, and a removable high-speed fiber-optic network connecting to an external supercomputer.

"It takes about 10^{25} bits to store the molecular structure of the brain," says Merkle. "The processing power to repair the brain alone might be 10^{37} switching operations (10^{31} floating-point operations)—the



equivalent of 100 million copies of today's fastest supercomputer running flat out for three years. With Moore's Law doubling computer power every year, we'll have that kind of computational power in a single supercomputer in about 26 years," he adds. "Give it another 10 years and the price will drop from \$100 million to \$100 000. Somewhere around 2050, that much computational power will be readily available to individuals." And it doesn't matter if Moore's Law slows down, Merkle says: "A person at the temperature of liquid nitrogen can literally wait centuries."

That loose deadline was a selling point for Merkle when he first investigated life-extension technologies for himself and his wife. Cryonics offered the only potential solution that wasn't tied to a person's lifetime.

But is it a solution—or a pointless gamble? In *The Skeptics Dictionary: A Collection of Strange Beliefs, Amusing Deceptions, and Dangerous Delusions* (Wiley, 2003), retired philosophy professor Robert Todd Carroll wrote: "A business based on little more than hope for developments that can be imagined by science is quackery. There is little reason to believe that the promises of cryonics will ever be fulfilled."

Stephen Barrett, a retired psychiatrist in Chapel Hill, N.C., who operates the Web site Quackwatch, a health-care consumer-advocacy network, agrees. "The odds are pretty close to zero that people who are pronounced dead would have any remaining brain function or restorability. Brain cells die fairly quickly and would have to be regenerated in sufficient order and numbers to restore functionality. And then you'd have to restore the rest of the body. The obstacles are so enormous, it's a foolish investment. You're better off putting the money toward improving your life today or doing something worthwhile for others." —SUSAN KARLIN

books

Frank Oppenheimer, the Man Who Made Science Fun

The brother of Robert Oppenheimer marched to the beat of his own drummer

SOMETIMES a biographer can love her subject too much. In the case of a new biography of physicist Frank Oppenheimer, by the respected science writer K.C. Cole, it turns out to be mostly a good thing for all concerned. *Something Incredibly Wonderful Happens* tells the story, from the perspective of a longtime confidante, of the younger brother of the man who led the American effort to create the atomic bomb.

Frank Oppenheimer (1912–1985) was far less famous than his brother, Robert, but he carved out a career in science that was no less fascinating, pioneering the investigation of cosmic rays and championing technology. In 1969, he founded San Francisco's Exploratorium, a science museum that invented a new way to introduce nonscientists to the profession. Stocked with whiz-bang experiments demonstrating the underpinnings of fields such as optics and electricity, the hands-on gallery has been educating visitors ever since.

The younger Oppenheimer did not set out to become an educator. He initially followed in the footsteps of his brother, studying physics at the University of Cambridge and Caltech. While still at Caltech in 1936, Oppenheimer brashly joined the American Communist Party; his participation in its antifascist activities would haunt him years later.

Soon after war broke out in Europe in 1939, Oppenheimer gave up his Communist ties and went to work at

the University of California Radiation Laboratory on the problem of refining uranium. He became an aide to his older sibling—by then the director of the secretive Manhattan Project—who had Frank monitor the production of enriched uranium for the atomic bomb used on Hiroshima. After the war, he worked on an early particle-beam accelerator for fundamental research.

In 1947, however, Oppenheimer's earlier involvement with Communism collided with his classified work on the secrets of the atom. He was called before a U.S. congressional committee in 1949 and grilled for the names of other Communists in the nuclear research field. He refused to comply, triggering a firestorm that eventually engulfed his older brother. By the standards of the McCarthy era, there was enough guilt by association with Frank to burn the careers of both men to cinders.

Both retreated into private life. While Robert never did truly recover, Frank eventually found a new calling as a high school instructor and then a university lecturer before establishing his innovative museum.

Cole, who worked at the Exploratorium at one point, delivers a detail-rich account of this remarkable journey that largely absolves Oppenheimer from sin. Of his

early Communist flirtation, for example, she concludes he was merely young and foolish, certainly an idealist but never a subversive. Indeed, she turns it into something of a virtue. "Robert's magnetism emanated from his brain, Frank's from his soul," Cole writes. The younger Oppenheimer comes alive on the page in her account of his long quest to reconcile mind and heart.

Indeed, Cole goes on at such length that a bit of editorial restraint would have gone a long way. That said, if you like biography as much as you do science, Cole's book on the other Oppenheimer is a lot like its subject: thoughtful, fun, and full of virtues.

—Kieron Murphy



Something Incredibly Wonderful Happens: Frank Oppenheimer and the World He Made Up

By K.C. Cole; Foreword by Murray Gell-Mann; Houghton Mifflin Harcourt, 2009; 396 pp.; US \$27.00; ISBN: 978-0-15-100822-3

geek life

Bluegrass and Green Living

Nashville turns a run-down warehouse district into an upscale eco-neighborhood

NASHVILLE SURELY has more musicians than environmentalists. But last year, the Tennessee city became the first in the southern United States to have an internationally recognized green neighborhood.

The city's once-dilapidated downtown industrial zone—24 hectares known as the Gulch—is one of 55 places (as of the end of 2009) in the world awarded the Leadership in Energy and Environmental Design for Neighborhood Development (LEED-ND) certification for smart growth, new urbanism, and green building.

Today the Gulch is a cheerful intersection of old and new: revitalized brick warehouses now housing retail shops and trendy restaurants, anchored at one end by steel-and-glass high-rise condos and by a beloved ramshackle blues club at the other. It took a decade and US \$7 million for the Gulch's public/private collaboration to turn the site into a self-contained neighborhood of 900 energy-efficient mixed-income residential units and 34 800 square meters (375 000 square feet) of office and retail space, using such green technologies as LED traffic signals and centralized ventilation and water systems.

Nashville is one of 36 LEED-certified neighborhoods in the United States. LEED is the most widely recognized and toughest green-building program in the world. Some 35 000 single-building and neighborhood projects in 50 states and 91 countries participate.

The U.S. Green Building Council developed the LEED program in



BEFORE AND AFTER: It took the Gulch 10 years and US \$7 million to win the world's strictest environmental certification for neighborhoods. PHOTO: MARKETSTREET ENTERPRISES

partnership with the Congress for the New Urbanism and Natural Resources Defense Council in response to rising greenhouse emissions, energy drains, and development infringement on farmlands, wildlife habitats, and water quality. With buildings responsible for two-fifths of U.S. energy consumption and carbon dioxide emissions, greater building efficiency can meet 85 percent of future U.S. demand for energy.

LEED-ND criteria encourage designs that put homes, jobs, and services within reach of one another by foot or public transit and spur more-efficient energy and water use, building reuse, materials recycling, and heat-emission reduction. Until 2007, only individual buildings were rated. The USGBC spent two years in a pilot program using the results of 238 projects from 39 states and six countries—including those from the Gulch—to develop the LEED-ND rating system, to be released early this year.

The process can challenge even seasoned developers. "Getting LEED certification was harder than we ever thought it would be—certainly, we

didn't think it would take 18 months," says Dirk Melton, development director for the Gulch's developer, MarketStreet Enterprises. The Gulch was also aiming for the more stringent Silver level of certification. "We had to do a lot more legwork in terms of engaging city authorities and experts to help us with the various credits," he adds. "But because we were part of the pilot program, we probably had to do a lot more homework than will be necessary for future applicants."

Melton says that municipalities as well as private developers can shepherd a neighborhood through the certification process. Indeed, in some ways it's easier because of the often-lengthy commitment needed to recoup initial investments. Energy-efficient technologies, he says, are often more expensive up front, so they require a longer payback time than a typical development company might have. "It's pretty unique in the real estate community to make any kind of investment that isn't recouped in a couple of years," he says. —SUSAN KARLIN

reflections

BY ROBERT W. LUCKY

Almost
Teleportation

TELEPORTATION HAS been an enduring dream of science fiction. We're nowhere near the "Beam me up, Scotty" stage, but there are already hints of teleportation today. It started, in fact, in the 1970s, when—first with facsimile and then with computer networking—we began to reproduce paper documents at a distance by scanning, transmission, and printing. For all practical purposes, the document has been teleported. Now, what about physical objects?


Transmission of the information necessary to reconstruct an object is not a problem; what we need are 3-D scanners and printers. I'm not sure there are any 3-D scanners, but there is a fascinating open-source effort going on now to develop a 3-D printer, called the MakerBot. The MakerBot works like a computer-controlled hot-glue gun, squirting melted plastic onto a platform moved by stepper motors. Under software control, it can reproduce plastic objects up to about the size of a small milk bottle.

You can buy a MakerBot kit for about the cost of a typical personal computer. When assembled, it looks like a trap for small animals made with an Erector set. No one would confuse it with a consumer product, and I get the impression that it takes an engineer to run it. But then, so did the

first personal computers (remember the Altair and Heathkits?). Engineers should find the idea intriguing. When I saw a recent demonstration, one attendee cried out, "I'm really excited, and I want to buy one, but I don't know why!" I thought that this perfectly encapsulated the experience.

There is already a dedicated group of experimenters out there assembling MakerBots, using 3-D modeling software to describe objects, and using the MakerBot to create teakettles, Darth Vader heads, custom Lego blocks, ornaments, model railroad buildings, and more. While this sounds like a cute hobbyist toy, what it portends for the future could be very significant.

The last piece of the teleportation puzzle is a 3-D scanner that generates data in a form that the MakerBot can use. Such a scanner doesn't seem impossible. In the meantime, the early adopters are sharing their modeling data; there is a growing library on the Internet of designs for MakerBot objects. These libraries are an inevitable step along the way to widespread use, just as they were in the programming world. (Think of the journey from assembly language to scripting.) Others gradually come up with improvements, which are



MEET THY MAKER: Inside a MakerBot's frame, a computer squirts hot plastic onto a platform it controls via stepper motors. The result: 3-D photocopies. PHOTO: BRE PETTIS

shared as well. The result is hardware upgrades via e-mail. Eventually, there will come a time when there is little point in crafting your own object models. Someone out there will have already done whatever it is you need.

All this in itself is startling, but looking to the future, there are some fantastic possibilities.

The first possibility is recursion. It is a word that we apply in mathematics and programming, but couldn't it describe a property of hardware? In other words, couldn't a MakerBot make a MakerBot? Obviously, we can't yet render the motors and electronics, but the physical structures of the MakerBot could be made by the MakerBot itself. So you buy one for yourself, and then give duplicates to your friends, who could then make more duplicates

for their friends until it becomes a viral MakerBot infection. (Of course, commercial versions of the MakerBot will probably come with industrial-strength copy protection.)

Let's let our imaginations run even wilder. With modular construction, we could use a MakerBot to make a bigger MakerBot, which in turn could make a bigger MakerBot. The electronics could, of course, stay the same while the physical world grows—or shrinks, for that matter.

As MakerBots proliferate, will they evolve? I imagine they will—not just planned mutations but random ones as well. We might see survival of the fittest, whatever "fittest" means in a MakerBot world. The possibilities are endless.

But enough dreaming—reality is exciting enough. Beam me up, Scotty! Or if not me, at least a plastic doll. □



Cover Story



Lite, Brite Displays

Kindle, iPad, Droid—these compact mobile devices are essentially all display. But the screens aren't all we'd like them to be. Yet.

By JASON HEIKENFELD

It's 2020, and it's sunny outside. In fact, it's so bright in your kitchen that you have to squint to see your grapefruit. You flip on your e-reader and the most recent e-issue of *IEEE Spectrum* pops up on-screen, the colors and text sharp and brilliant in the sunlight. There's e-mail to answer, but you want to make the early commuter bus, so you roll up your e-reader and stuff it in your jacket pocket.

On the bus, you switch the device to physically rigid mode and half the screen becomes a large keyboard. You bang out a few messages, then watch a short video. All the while the unit is charging its battery through a built-in organic solar cell.

That's my vision of the future of periodical literature—or rather, the future of periodical delivery. It combines the orderly, portable, full-color format of today's print publications with the flexibility, timeliness, and multimedia capabilities of online magazines. And the only component still lacking is a screen that's easy on the eyes in all sorts of lighting conditions, displays full-motion and full-color images, is rollable and durable, and uses precious little power.

Like the jet pack, it always seems to be a decade away. So why should you believe me now when I tell you that the do-all e-reader will be available in a decade? Read on.

NO FEWER THAN HALF A DOZEN different technologies are emerging from laboratories to compete to be the e-reader screen of the future. The stakes are high: Research firm DisplaySearch estimates that the market will near US \$10 billion by 2018, powered by a compound annual growth rate of 41 percent.

To understand the technical challenges, first consider where we are today. Today's electronic readers, such as the Amazon Kindle and the Sony Reader, meet two of my criteria for the ideal e-reader: They're easy to read in bright light and use minimal power. These monochrome displays, sometimes called electronic paper or e-paper, use a kind of electrophoretic technology developed by E Ink Corp., a company in Cambridge, Mass., that was spun out of the MIT Media Lab in 1997. An electrophoretic pixel comprises numerous tiny capsules that contain a mixture of oppositely charged pigment particles, typically carbon for black and titanium dioxide for white. A voltage attracts or repels the pigment particles within the capsules from the screen, depending on whether a white or a black pixel is needed at that spot. Like mixing paints, with the right voltage control the system can also

leave the particles in a partially mixed, or grayscale, state. It doesn't need much power, because the pigments simply reflect—or don't reflect—the ambient light, and they don't need any power to maintain their most recent state. An electrophoretic display takes 200 milliseconds to switch images. So if the image on the display changes every 60 seconds, in 1000 hours of continued use the display would effectively draw power for only about 3 hours.

E Ink has spent over a decade getting to this point and is still refining the basic technology. But already these displays are really simple to produce. Manufacturers purchase ready-made film containing the pigment-filled capsules and simply laminate it to an underlying panel that carries the drive circuitry. The first generation of E Ink displays used silicon transistors and glass panels; the second, due this year, will use organic transistors and plastic panels. This second generation includes Polymer Vision's RADIUS and Plastic Logic's Que; the RADIUS is literally paper thin, and it can be rolled and unrolled tens of thousands of times.

Now for the downside. Electrophoretic technology has limited potential for displaying full-color images. That's because it hasn't really solved the brightness challenge. Imagine that you're going to paint a wall white that's now a very dark brown. You'll need at least three coats of white paint to cover that brown. Electrophoretic pixels have a similar problem, because the black particles are never fully hidden by the white ones. So the white reflectance is only about 40 percent, compared to 80 percent for a sheet of paper.

If you try to get around this problem by using more particles, you run into problems with switching speed. Electrophoretic pixels already switch slowly because the layer of electrophoretic ink is relatively thick, about 40 micrometers, and the voltage applied to the pixel must be spread across the entire thickness. The level of liquid crystal material in LCDs is only a few micrometers thick, and that's one reason they're so much faster. Electrophoretic technology also can't do video; the switching speed is just too slow.

OPENING IMAGE: SEAN MCCABE

Screen Play

At least six technologies are in contention to be the display of the future



ELECTROPHORETIC PIXEL

Black and white pigment particles with opposite charges migrate inside capsules, depending on the applied voltage.

PRO Is simple to produce.

CON Slow switching limits video capability; full color is dim.

WHO E Ink

STATUS Available now



3QI MULTIMODE


This LCD variant both reflects and transmits light.

PRO Consumes minimal power and is visible indoors and out.

CON Brightness and color saturation are both compromised.

WHO Pixel Qi

STATUS Expected to ship this year



CHOLESTERIC LCD

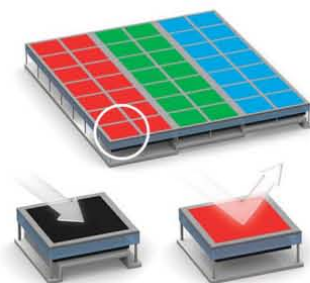
Liquid in each of three layers has a molecular structure that matches a different color of light.

PRO Layers go transparent and can be stacked.

CON Inefficiencies limit overall brightness.

WHO Kent Displays

STATUS Available in Japan



MIRASOL


A MEMS device moves a membrane to and from a stack of optical films, changing the wavelength of the light reflected.

PRO Has crisp, fast video, low power consumption, and visibility in sunlight.

CON Is expensive to produce; white is a challenge.

WHO Qualcomm

STATUS Available in small screen sizes



ELECTROFLUIDIC PIXELS

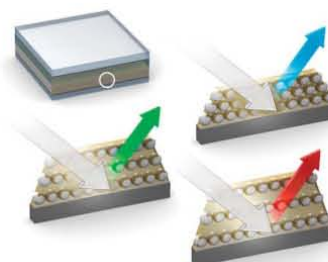
Voltage pulls an inklike fluid out of a small reservoir and into view.

PRO Materials and mechanism are similar to ink on paper; switches fast enough for video.

CON Coming late to the race.

WHO Gamma-Dynamics/University of Cincinnati

STATUS In laboratory



PHOTONIC INK

Electrically active polymers between nanobeads swell or shrink to change the size of the optical cavity and therefore the color.

PRO A single pixel can generate any color.

CON To date, brightness is a problem, and devices have limited lifetimes.

WHO Opalux

STATUS In laboratory

Want color? The current approach is to add a red-green-blue color filter array over the pixels. The problem is that this reduces the brightness by a factor of three, because each primary color filter passes through only one-third of the visible spectrum of light. So, at each color pixel the display can reflect only 10 to 15 percent of the available light. The first color electrophoretic displays, expected to reach consumers late in 2010, will use very weak color filters; this will crank up the brightness at the cost of color saturation.

For bright, full-motion color images on portable screens, LCDs dominate. First developed in the early 1970s and almost continuously improved since then, LCDs are hard to beat for almost any characteristic *except* efficiency. That's why Time Inc. recently presented its futuristic concept version of an electronic *Sports Illustrated* on a standard LCD, and Apple's new iPad sticks with this established technology.

LCDs are energy hogs for several reasons. For one, an LCD works by polarization, which means that at least 50 percent of available light is lost because it doesn't pass through the polarizer. It loses more light to color filters, ultimately wasting about 90 percent of the light from its backlight. So the backlight has to be intense, and it saps power, but that's the only way you can get a bright, crisp, vivid image. The upshot is that LCDs convert electricity to viewable light with pitifully low power efficiency—just 2 to 3 percent.

Worse yet, the readability of both LCDs and the newer organic LED displays, which must also rely on electrically generated light, dramatically deteriorates outdoors. The displays simply cannot compete with direct sunlight, which is about a thousand times as bright as typical indoor lighting. Even a slight sunlight reflection is far brighter than the light coming out of an LCD screen.

The final blow against LCD as the ultimate display technology is that for many people, long-term viewing of an LCD strains the eyes. E-paper displays generally don't cause eyestrain because they automatically reflect—literally—the brightness of your surroundings.

So today's e-paper has readability and low power, and LCDs have brilliant colors and full video motion. Is there a technology that can do it all? A few of the contenders

To Market, to Market



AMAZON
KINDLE

DISPLAY
*Electrophoretic
pixel from E Ink*
RELEASED
2007



G-CORE
MINI-CADDY

DISPLAY
Mirasol from Qualcomm
RELEASED
2009



QUE
PROREADER

DISPLAY
*Electrophoretic
pixel from E Ink
on proprietary
plastic display*
RELEASED
2010 (planned)

are bistable liquid crystal, cholesteric liquid crystal, microelectromechanical systems (MEMS), electrowetting, and electrofluidic technology, as well as new generations of electrophoretic technology.

These technologies exploit radically different principles and offer varied features. None of them yet provide the ultimate 2020 display experience of low power, readability, bright color, and full-motion video. But at least a few of them are getting close to providing color e-paper that would be as bright as the monochrome Kindle.

FIRST OUT OF THE LAB later this year will be the multimode display, from Pixel Qi, in San Bruno, Calif. This display takes a brute-force approach, combining reflective and transmissive liquid crystal technologies in an attempt to get the best of both worlds. The display, called 3Qi, operates in three different settings: standard color LCD, black-and-white e-paper, and a limited color e-paper mode. If you're using your laptop in bright sunlight, you would manually switch to the e-paper mode, relying on reflected light; in a dark environment you would switch to the backlit LCD. Combining all these features into a single product causes some loss of maximum brightness and color, but the versatility and low power consumption may make it compelling for consumers, at least for now. [See "Pixel Qi's Everywhere Display," *IEEE Spectrum*, January 2010, spectrum.ieee.org/computing/hardware/winner-pixel-qis-everywhere-display.]

Other developers are trying to push LCD technology into a new realm of performance. Reflective displays based on liquid crystals have been around for decades but have so far failed to impress—think of the drab greenish-gray displays on cheap calculators and digital watches. We should be able to do better, and Kent Displays, in Ohio, spun out of the Liquid Crystal Institute at Kent State University, is doing just that. The company's cholesteric liquid crystal molecules have a helical structure (like a spring or DNA). Shine white light on a layer of cholesteric liquid crystal and, in theory, half of the light will have a circular polarization (left or right rotation) that matches up with the liquid crystal. Also, as it travels through the liquid crystal the light encounters a periodically changing

refractive index, so in total it can reflect a little less than half the light associated with a certain color. Like regular LCDs, the cholesteric liquid crystal can be reoriented with the voltage so that the reflectance can be switched on or off.

To produce a full-color display, Kent makes three separate primary-color films of liquid crystals, each with its own electrodes and voltage control. Then the company laminates the three liquid crystal films into a single paper-thin sheet. That means each color can seem relatively bright, because the other color sheets can turn transparent when necessary.

Each layer of film is not perfectly efficient, optically speaking, so with three laminated layers the reflectance is about 30 percent—still far from what we'd want for our ideal display a decade from now. Interestingly, Kent has also demonstrated panels with solar cells integrated beneath the display, so its products can satisfy our 2020 requirement of making battery charging an infrequent inconvenience.

These cholesteric displays have potential uses beyond the e-reader of the future. Kent recently demonstrated color-changing e-skins that can conform to a 3-D surface. Just as the iPhone made the keypad disappear, technology like Kent's might make the entire cellphone case a reconfigurable display.

THINK OF THE WINGS of a blue morpho butterfly. Beautiful, eh? That kind of intensity would certainly satisfy our 2020 display criteria. Back in 1996, inspired by those butterfly wings, MIT launched a spin-out company called Iridigm Display Corp. (from *iridescent* reflection and *paradigm* shift). Qualcomm MEMS Technologies acquired Iridigm in 2004 and tagged the technology Mirasol.

The display exploits a principle called interferometric modulation. Iridescence, like that on a butterfly, relies on the thickness of a resonant microcavity, the thickness being just a fraction of the wavelength of light to be reflected. The physics are similar to those of the cholesteric liquid crystal but without the strong dependence on polarization. The Mirasol display creates these microcavities using a combination of MEMS mirrors and a stack of thin optical film.



READIUS

DISPLAY

Electrophoretic pixel with plastic electronics

RELEASED

Announced 2008; has yet to ship



SONY READER

DISPLAY

Electrophoretic pixel from E Ink

RELEASED

2006



APPLE IPAD

DISPLAY

LCD

RELEASED

2010 (planned)

When ambient light hits the structure, the height of the optical microcavity between the MEMS mirrors and the optical film resonates with just a narrow set of wavelengths of light (a single color), and the mirrors reflect only that color. Pixels have preset mirror heights that reflect red, green, and blue light, with multiple mirrors arranged side by side. Apply voltage and the MEMS mirrors move closer to the optical film, the microcavity disappears, and the pixel reflection turns black.

This scheme can easily produce a pixel with intense color, but making a pixel that switches between more than two colors is a challenge. In displays, manufacturing has to be ultrasimple to keep costs low. Think about the \$200 you pay for a 24-inch LCD monitor; displays, unlike tiny microprocessors, must be really inexpensive per unit of area. Right now, it isn't economically feasible to make MEMS pixels that switch between numerous microcavity heights.

Today these full-color displays reflect about 25 percent of ambient light—much better than full-color electrophoretic displays but not yet approaching our 2020 goal of the 80 percent reflectance of paper. Like electrophoretic displays, they're viewable in sunlight and they're bistable, with the huge power savings advantage that provides; they also can be rapidly refreshed in microseconds, allowing full-motion video. The speed is fast because the mirrors need to move only a very short distance—just hundreds of nanometers.

NATURE HAS OTHER LESSONS for designers of color screens. The adaptive, color-changing skin of chameleons and bobtail squid is biologically complex. But optically, it's easy to understand. The skin contains pigments that concentrate into small dots when the muscle relaxes. Transparent muscle fibers stretch out the skin, thereby enlarging the pigments so that their color becomes visible. When the muscle fibers relax, the pigments spring back into small, barely visible dots.

Conventional printed media exploit a similar principle to mix colors. In theory, a printed image can be made from dots of cyan, yellow, and magenta that overlap to create the full spectrum of color. Using smaller dots, wider spacing between dots, or no dots at all simply *Continued on page 54*

LASERS

COMPACT GREEN-LIGHT SOURCES


GET THE

COULD SLASH THE COST OF LASER TV

GREEN

BY RICHARD STEVENSON

LIGHT



WHAT THE WORLD NEEDS NOW is a semiconductor laser that's good, cheap, long-lasting, powerful, and truly green. Such a device could revolutionize information display, improve certain ophthalmological therapies, and give us affordable televisions with bigger, more dazzling pictures than the best available today.

For display, it would make possible a full-color projector small enough to fit inside a mobile telephone. It may even one day be possible to project ultravivid images directly onto your retina.

It could also cut the cost of a major eye treatment, because green light is ideally suited to burn thousands of spots into the retina, stopping the proliferation of new blood vessels and ameliorating diabetic retinopathy, one of the main causes of blindness in Europe and North America. Green light propagates to greater distances through water than any other color, so it would improve underwater communications. You may also find it in laser light

shows, industrial process control, and one day, in DNA sequencing machines.

But the biggest market of all would arguably be for use in television sets. Laser TVs are already available—Mitsubishi began selling a 65-inch model in the United States in 2008, for US \$6999. The eye-watering price, which has since dropped hardly at all, reflects the high costs of the green and blue lasers (there's a red one, too, of course, but it's a relatively inexpensive descendant of the semiconductor laser chip in DVD players). The blue is a longer-wavelength sibling of the ultraviolet laser used in Blu-ray players. The real headache, though, is the green laser. Because there is no commercial semiconductor laser chip in this color range, the device's manufacturer had to cobble together a cumbersome contraption known as a frequency doubler. It starts with a laser that emits light at the wavelength of 808 nanometers, in the part of the infrared range just beyond visible red light.

WAVELENGTH, NANOMETERS

410

420

430

440

450

460

Q1 2007
ROHM PRODUCES A 404-NM NONPOLAR LASER AND ANNOUNCES A PLAN TO BUILD A 532-NM LASER FOR COLOR DISPLAYS.

THE FIRST NONPOLAR LASER IS DEVELOPED AT THE UNIVERSITY OF CALIFORNIA, SANTA BARBARA.

Q4 2007
ROHM UNVEILS A 459-NM NONPOLAR LASER WITH AN INDIUM GALLIUM NITRIDE LAYER.

Q1 2008
SHARP CORP. ANNOUNCES A 463-NM NONPOLAR LASER.

That radiation pumps a crystal that emits infrared light at 1064 nm. This light bounces in a cavity between two crystals, doubling the frequency to 532-nm emission. Voilà: green light.

For every watt of light that comes out of the original, infrared laser, you get about 0.4 watt of green light. What's even worse—for a TV manufacturer, at any rate—is that the power and space needs of that green-laser kludge add appreciably to the complexity and cost of the control circuits for the TV.

Since the 1960s, academic and industrial research teams around the globe

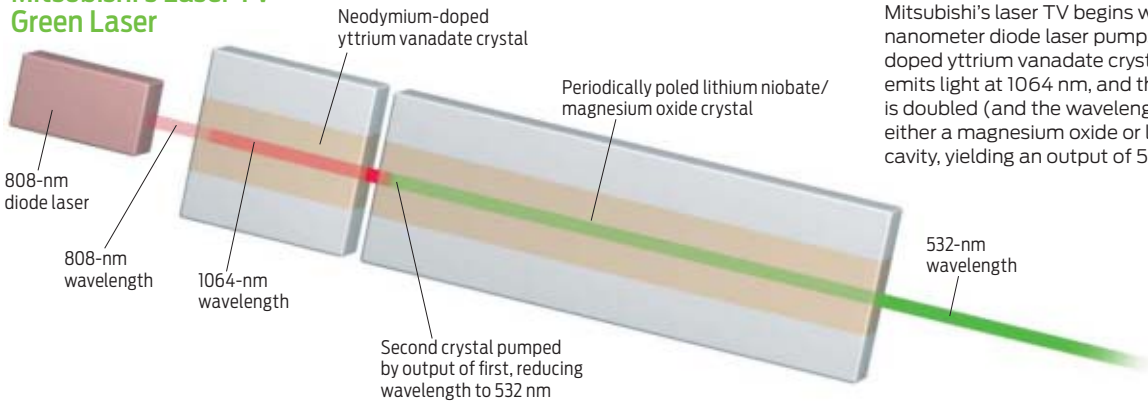
a higher to a lower energy band, emitting a photon of a very specific wavelength. As the photon bounces back and forth between the reflective ends of the chip, it stimulates the emission of still more photons of the same wavelength and phase. The resulting cascade of photons wrings energy from the system in the form of coherent, monochromatic light. But such a cascade is possible only if a great fraction of the electrons are in the higher energy band to begin with—an oversupply of “excited” electrons that’s called a population inversion. Such an inversion can be obtained in gallium nitride.

bands determines how energetic the laser photons will be, and their energy, in turn, determines their wavelength. A high-energy gap means a short wavelength—green, blue, or violet, for example.

Doping gallium nitride with the Group II element magnesium produces the opposite effect, leading to a shortage of electrons needed for bonding. That absence of an electron, called a hole, behaves like a positively charged particle. Holes, too, can move freely throughout the crystal, occupying the valence band.

You can thus engineer gallium-nitride-based structures so that one region has

Mitsubishi's Laser TV Green Laser



DOUBLE DOWN: Intracavity doubling in Mitsubishi's laser TV begins when an 808-nanometer diode laser pumps a neodymium-doped yttrium vanadate crystal. The crystal emits light at 1064 nm, and then the frequency is doubled (and the wavelength halved) in either a magnesium oxide or lithium niobate cavity, yielding an output of 532 nm.

have been running a race to build the first reliable, manufacturable, green-emitting semiconductor laser. After a flurry of research in the late 1960s and early 1970s ended in failure, practically no one in the field saw that the key to victory was an obscure material called gallium nitride.

THE STORY OF THE GREEN laser actually starts with a different color and a different device: LEDs—blue ones.

To understand how and why, you'll need to sit through Lasers 101 (skip this and the next four paragraphs if you've already taken this class). Lasing happens in a semiconducting chip when a free electron skittering through the semiconductor's crystalline lattice drops from

Gallium nitride is a III-V material—that is, its first element, gallium, is in Group III of the periodic table, and its second, nitrogen, is from Group V. The resulting crystal is a semiconductor. If you add just a trace of silicon to the mix, the sprinkling of additional “dopant” atoms will sit on only those sites in the lattice that would normally be occupied by gallium. However, because silicon is from Group IV, each atom contributes an additional, chemically unbound electron to the structure. Such free electrons can move throughout the structure, where together they occupy what's known as the conduction band. Meanwhile, those electrons that are chemically bound end up in the valence band, which has a lower energy. The “energy gap” between the two

a bounty of electrons—called *n*-type—and another an excess of holes that's called *p*-type. You can then apply a voltage between those two regions to drive the electrons and holes together so that they recombine to emit light. To turn such an emission into coherent laser light, you must make sure that electrons and holes recombine in a confined space, within a reflective cavity, and that enough of the resulting photons linger inside the cavity. Only then can they start a cascade of stimulated emission that produces photons with identical properties.

To maximize the efficiency of a chip laser, specialists engineer into it semiconductor structures that trap electrons and holes in an extremely thin layer, known as a quantum well. Such a well

480

490

500

510

520

530

2008
MITSUBISHI
UNVEILS
A 65-INCH LASER TV
FOR US \$6999.

Q2 2008
ROHM REGAINS
THE LEAD WITH
A 481-NM DEVICE.

Q1 2009
ROHM DEMONSTRATES
A 499.8-NM NITRIDE LASER.

OSRAM OPTO SEMICONDUCTORS
ANNOUNCES A 500-NM NITRIDE LASER.

Q2 2009
NICHIA SURPASSES OSRAM
WITH A SERIES OF 510-TO
515-NM POLAR LASERS.

Q2 2009
GREEN AT LAST:
SUMITOMO ELECTRIC
INDUSTRIES RELEASES
A 531-NM LASER.

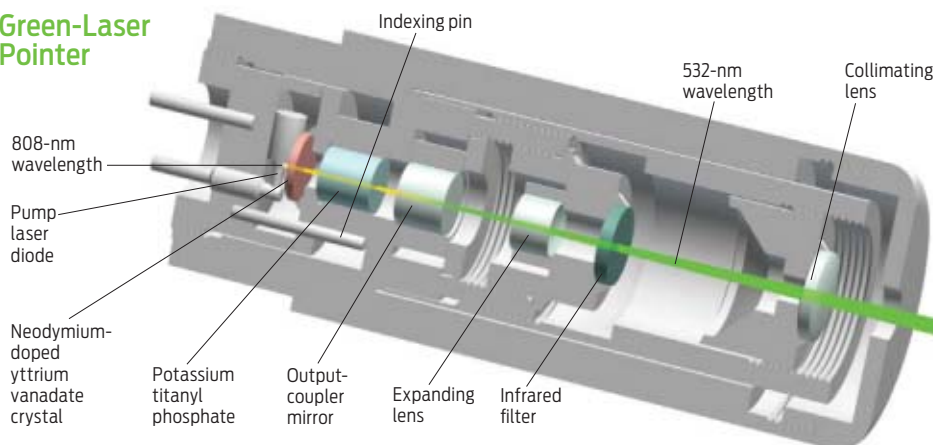
is essentially a trench in the center of the device. In a nitride device, the trench is sandwiched by a film of aluminium gallium nitride, and the whole structure is surrounded by cladding—that is, layers having a refractive index higher than the other material. As a result, all the photons are confined between the cladding, in what's called the wave-guiding region, and they can get out only at the ends of the cavity, which reaches to the edges of the laser chip itself. Now you might expect light to pour out at either end, like water from a gutter, but the massive refractive index difference at the semiconductor-air

indium in the device's indium gallium nitride quantum well. Nichia has had substantial success with this approach, and to this day it remains the undisputed world leader in gallium nitride lasers, with efficiencies for some wavelengths exceeding 20 percent.

Notoriously secretive, Nichia declined to participate in the reporting for this article. But some of the company's progress can be gleaned from the papers it presents at academic conferences. At first, Nichia reported rapid success in extending its nitride laser emission to blue and beyond. By 2003 the company had pro-

The problem of stretching the emission wavelength toward green comes down to a single challenge: increasing the indium content in the quantum well while maintaining the material's quality. These lasers are grown by metal-organic chemical-vapor deposition, which involves heating the substrate and using nozzles to painstakingly inject exact quantities of organic molecules in precise ratios, which then dissociate to release atoms that form the device's crystalline layers. At low temperatures, you get enough indium at the cost of a lot of defects. At higher temperatures, you minimize the defects but get

Green-Laser Pointer



DIFFERENT DOUBLING:

The common green-laser pointer achieves frequency doubling in a somewhat different way. Wavelengths of light hit a crystal that generates a second harmonic wave, thus achieving green output.

interface ensures that most of the light gets reflected back into the device. There it triggers the release of yet more identical photons. Result: an optical resonator that amplifies light each time it bounces back and forth, until it finally emerges past the interface in all its coherent glory.

In 1993, Shuji Nakamura, a Japanese engineer working alone, came up with improvements in gallium nitride materials science that a year later enabled his employer at the time, the Japanese company Nichia Corp., to release a blue LED with a then-whopping 2.7 percent efficiency. Two years later he fabricated the world's first gallium nitride laser, a device that emitted ultraviolet radiation. To get green light out of a nitride laser, you need to increase the proportion of

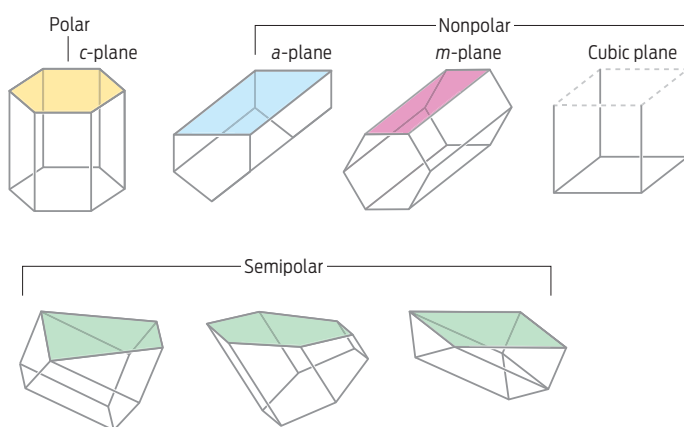
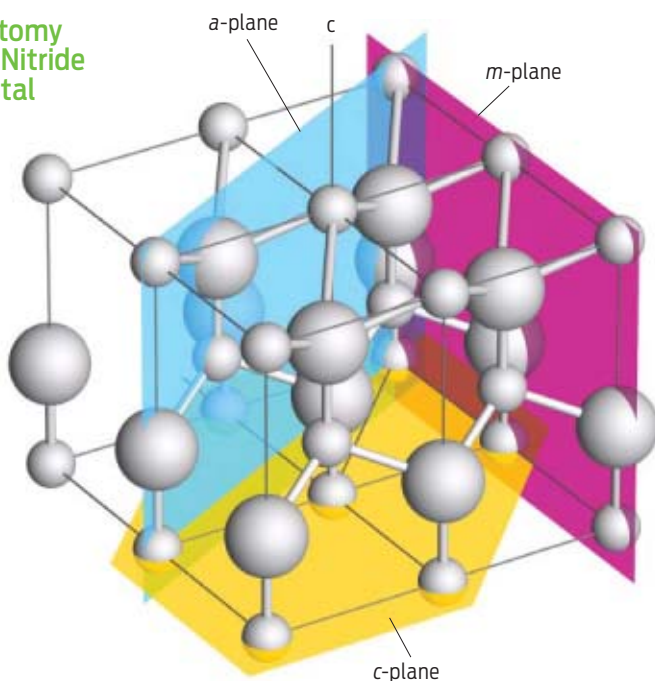
duced a 480-nm laser—still blue but at least leaning toward green. Subsequent progress, however, was painfully slow. By 2008 Nichia's researchers had hit 488 nm and commercialized that device, which the company describes as "blue-green."

If you want to get technical about it, 488 nm falls 12 nm short of the line marking the end of the blue range and the beginning of the blue-green. Then you have to go another 20 nm to reach the magic mark of 520 nm, where green light "officially" begins. Although the first 13 years of Nichia's gallium nitride laser development has produced an extension in emission wavelength by 80 nm, it is far from clear if the company will ever find the additional 40 nm needed to make a truly green laser.

less indium. And the indium atoms that do get in tend to skitter around on the surface, finally clumping together in a way that hampers light emission.

And as if navigating your way through this system of trade-offs weren't bad enough, there's an even tougher problem—known, imposingly enough, as the quantum-confined Stark effect. It stems from the interplay of the electrostatic forces and the internal stresses due to the slightly different spacings of the lattices of gallium nitride and indium gallium nitride. This interplay gives rise to internal electric fields as high as 100 volts per micrometer, enough to cause piles of static charges to form where the quantum well touches the surrounding material. The charges pull electrons to

Anatomy of a Nitride Crystal



PLANE TALK: Most nitride lasers are grown on the polar plane, which imposes strong internal fields that hamper the electron-hole recombination needed for light emission. Turning to nonpolar planes, such as the *m*-plane and *a*-plane, can eliminate these fields. You can also cut crystals along semipolar planes, creating much weaker internal fields and allowing for a high indium concentration in the active region, which stretches the wavelengths to green.

one side of the quantum well and push holes to the other. That's bad, because it reduces the chances that those charge carriers will recombine to emit light.

Now this separation of charges does have an advantage: It pushes the emission greenward, to longer wavelengths. But this is of little benefit to lasers. Charges at the interfaces make it hard to inject more electrons and holes into the well, and if you try to force those charge carriers through by ramping up the voltage, you'll negate the benefit of the push toward the green. True, those extra charge carriers will set up a field of their

own that "screens" the interface charges, making it easier to inject additional carriers into the well. But this screening effect gets you nowhere because it also causes the energy gap between electrons and holes to revert to its original form—and good-bye, longer wavelengths.

THIS WHOLE PROBLEM of internal electric fields can be sidestepped by switching from a crystal grown according to the standard plan to another kind altogether. Any crystal can be sectioned along a given plane, as if you'd passed a thin sheet of paper right through the lattice. Vary the

angle of the section and you get different planar arrangements of atomic charges. Once you've cut, sliced, or milled a crystal to expose such a plane—which is like the facet of a cut diamond—you may then grow new crystalline material from that base. Whatever you grow will take on the pattern of that base.

The standard pattern, based on what's known as the polar plane, is plagued by strong electric fields, but there are a number of alternative, nonpolar planes [see diagram, "Anatomy of a Nitride Crystal"]. Their intricacies began to be unraveled only in the 1990s, when David Vanderbilt, a physicist from Rutgers University, in New Jersey, published work on the topic.

It was one thing to grasp the theory of nonpolar electronics, but quite another to find a suitable substrate on which to grow nonpolar crystals. The first breakthrough came in 2000, when Klaus Ploog's group at the Paul Drude Institute, in Berlin, produced nonpolar gallium nitride films. Though Ploog's films depended on exotic materials and therefore couldn't be commercialized, his work encouraged many researchers to start working on other nonpolar films. This included James Speck, a materials specialist at the University of California, Santa Barbara, who teamed up with his colleague Stephen DenBaars. And it wasn't long before Nakamura, who had moved from Nichia to UCSB in 1999, joined them.

Their central challenge was coping with the fundamental stumbling block of all work on gallium nitride semiconductors: the lack of a good platform on which to grow the devices. Like all semiconductor devices, laser diodes are made by taking a substrate—a thin, circular slice of a crystalline material—and piling on a stack of different crystalline layers. You have to make sure that the materials in the substrate and on the layers above have compatible crystalline structures. If they don't, one lattice will stretch or compress the other, and you'll get strains that can fill a growing crystal with defects. Such defects can propagate like a spreading crack, causing the laser to fail after just days or weeks, rather than years.

Of course, you'd have a perfect match if you laid gallium nitride down on a gallium nitride substrate. But it's extremely difficult to make a defect-free gallium nitride substrate (recently, however, a good deal of progress has been made). So for LEDs and lasers researchers have

used sapphire as their substrate and found esoteric ways of growing reasonably good nitride crystals on top, despite the mismatch in atomic spacing.

Speck wanted to find a better substrate. He stumbled on the solution in a chance meeting with a representative from NGK Insulators, a Japanese manufacturer of materials for electrical power distribution. The visitor, who was at UCSB primarily to see Nakamura, told Speck that NGK could grow nonpolar aluminum nitride on a plane of sapphire known as the *r*-plane. "I was unaware of this relationship, and I just about came off my chair," says Speck. Armed with this knowledge, his team started using *r*-plane sapphire to develop gallium nitride films. The LEDs that followed were a massive disappointment. Defects plagued the devices, and as a result they had pitifully low efficiencies.

But Speck and his coworkers could not be deterred, thanks to an unshakable belief that the winning orientation for nitrides was the nonpolar one. And success finally came in 2006, thanks to access to very high-quality nonpolar gallium nitride substrates from the Japanese firm Mitsubishi Chemical Corp. These substrates, no bigger than a thumbnail, are the key driver behind a transformation from incredibly dim emitters to those that could compete with the best conventional nitride devices.

LEDs were the first to benefit, with device efficiency rocketing from below half of 1 percent to over 40 percent. A 404-nm laser followed in early 2007; soon after, the university issued a press release to tell the world about the first nonpolar laser.

Three days later the UCSB team had the shock of their lives, when the Japanese electronics company Rohm Co. put out a press release stating that it had also produced a 404-nm nonpolar laser. What's more, Rohm claimed that, unlike UCSB's device, its laser could perform continuously at least as well as conventional commercial equivalents. Details of the UCSB and Rohm devices appeared in the academic press a few weeks later.

No one who read Rohm's press release could be left in any doubt about its plans: It wanted to build a 532-nm laser for color displays, and it hoped to do it by the end of that year. Although it hasn't gotten there yet, the company remains the leading proponent in the push toward nonpolar lasers that emit ever longer wavelengths.

By the end of 2007 Rohm reported a

459-nm nonpolar laser that featured an indium gallium nitride layer that both guided light (a waveguide, that is) and shored up the structure just at the point where it was prone to cracking. At the beginning of 2008, another Japanese laser manufacturer, Sharp Corp., entered the fray with a 463-nm nonpolar laser, but a few months later Rohm was back in front with a 481-nm device. And in February 2009 it snatched Nichia's crown for the longest wavelength nitride laser with a device operating at 499.8 nm.

Just nine days after Rohm reported its latest result in *Applied Physics Letters*, the German electronics company Osram Opto Semiconductors announced the first 500-nm nitride laser in the same journal. This laser, however, employed polar crystals, following Nichia's approach, using the conventional plane. To hit this wavelength, Osram's researchers devoted a substantial effort to optimizing the device structure and the growth processes. "It's not one magic step—it's a lot of small fantastic steps," explains Uwe Strauss, Osram's director of semiconductor laser technology.

Nichia then surpassed Osram in spring 2009 with a series of 510- to 515-nm lasers, also polar. The cause of the success is still secret; Nichia says only that it has improved the material quality of its structure, with particular attention to quantum wells.

THE WINNER OF THE RACE for the first truly green nitride laser emerged on 16 July 2009, when the Japanese tech giant Sumitomo Electric Industries described a device that emits at 531 nm. Green at last! Sumitomo employed neither a polar laser nor a nonpolar one, instead using a halfway house—a semipolar device, built on yet another plane cut through the crystal. Although semipolar lasers do suffer from internal electric fields, the fields are far weaker than those in nonpolar lasers; moreover, semipolar lasers lend themselves more readily to the production of indium-rich quantum wells, which hold the key to reaching longer wavelengths.

So we're in the green, but not yet in the money. To make it into laser television sets, green nitride lasers will need output in the "tens of milliwatts," says David Naranjo, director of product development at Mitsubishi. Today the most powerful long-wavelength laser is a nonpolar device from Rohm that produces a constant output of 92 milliwatts, but its emission is at

only 493 nm, a merely bluish green. In comparison, the best results for continuous output from a polar laser come from Nichia's 5-mW device, which emits at 510 to 515 nm; the best results using a semipolar design are produced by Sumitomo's 2.5-mW device, which emits 520 nm. In February, Kaai, a UCSB spin-off founded by Nakamura, Speck, and DenBaars, announced a 525-nm laser; however, it didn't say whether the laser was semipolar or nonpolar.

These devices will also have to demonstrate lifetimes of at least 100 000 hours. So far, companies and academic institutions are closely guarding all information on lifetimes, but Nichia has revealed that its 515-nm, 5-mW laser runs for over 5000 hours.


Manufacturing costs are another serious obstacle. Today it is astronomically expensive to produce nonpolar and semipolar devices, because their gallium nitride substrates are prohibitively costly and typically no bigger than a square centimeter. But Mitsubishi has started trial production of 50-millimeter (2-inch) nonpolar substrates, and it plans a commercial launch in 2010. Should nonpolar substrate costs fall to a level comparable to that of the polar gallium nitride substrates now used for laser manufacture, then nonpolar devices could have the upper hand.

Of course, a key element in unit price is the manufacturing yield. When UCSB's Speck wanted to know how the yield of polar and nonpolar lasers compared, he went to his colleague Matthew Schmidt, a graduate student, who explained that while polar lasers work only occasionally, nonpolar lasers always do. "His answer just converted me for life," says Speck. He adds that nonpolar lasers also give you the possibility of building structures that are far quicker and cheaper to grow. Because the quantum wells can be grown far thicker, they don't require aluminium-based cladding layers, which means that growth times can be slashed from 6 to 8 hours to just 1.

While the details of the winning formula are clearly a big deal for those involved in this research, most of us just want a reliable green nitride laser to see the light of day. When it comes, laser TV prices should tumble, and the technology should find its way into the smaller displays that are common outside the United States. Ultimately this will allow all the readers of *IEEE Spectrum*, wherever they may be, to kick back in their living rooms and watch really colorful TVs. ■

A tiny, remotely piloted sub conquers the raging North Atlantic **BY ARI DANIEL SHAPIRO**

YELLOW SUBMARINE



VARSITY LETTER: Rutgers University scientists dubbed their RU27 robot sub the Scarlet Knight, after their university's mascot. The probe's record-breaking voyage gave both professors and students more cause for celebration than any victory on the playing field.

PHOTOS: MIDDLE ROW RIGHT & BOTTOM ROW CENTER: DAN CROWELL/DEEP EXPLORERS (2); ALL OTHERS: GENE SMIRNOV/WONDERFUL MACHINE (5)



SPECTRUM.IEEE.ORG

About 48 kilometers off the eastern coast of the United States, scientists from Rutgers, the State University of New Jersey, peered over the side of a small research vessel, the *Arabella*. They had just launched RU27, a 2-meter-long oceanographic probe shaped like a torpedo with wings. Although it sported a bright yellow paint job for good visibility, it was unclear whether anyone would ever see this underwater robot again. Its mission, simply put, was to cross the Atlantic before its batteries gave out.

Unlike other underwater drones, RU27 and its kin are able to travel without the aid of a propeller. Instead, they move up and down through the top 100 to 200 meters of seawater by adjusting their buoyancy while gliding forward using their swept-back wings. With this strategy, they can go a remarkably long way on a remarkably small amount of energy.

When submerged and thus out of radio contact, RU27 steered itself with the aid of sensors that registered depth, heading, and angle from the horizontal. From those inputs, it could “dead reckon” about where it had glided since its last GPS navigational fix: Every 8 hours the probe broke the surface and briefly stuck its tail in the air, which exposed its GPS antenna as well as the antenna of an Iridium satellite modem. This allowed the vehicle to contact its operators, who were located in New Brunswick, N.J., in the Rutgers Coastal Ocean Observation Lab, or COOL Room.

Modeled after NASA’s command center in Houston, the COOL Room is lined with computer consoles and plasma displays. They indicate, among other things, the locations of various research ves-

sels and remote-controlled gliders working the world’s oceans. Whenever researchers call them up, other nautically relevant charts also dance across the screens, showing, for example, sea-surface temperatures, currents, winds, and cloud cover.

On the day of the launch—27 April 2009—the COOL Room was packed with students, scientists, and technicians, all clinging to the sounds radioed in from the *Arabella*. When Scott Glenn, leader of the shipboard science team, applauded RU27’s safe passage into the sea, the throng in the control room followed suit. It was one small step for a machine, on what was to be one giant transatlantic leap for mankind.

But mere minutes into the mission, during an initial test dive, it became clear that something was seriously amiss. RU27 was diving too slowly and ascending too quickly. Had somebody forgotten to install one of the extra battery packs, making the glider more buoyant than expected? Unless the cause could be found and recti-

fied, RU27 would have to be plucked from the Atlantic and returned to Rutgers for disassembly and troubleshooting.

A tense half hour passed while the glider completed another test dive. Finally, the *Arabella* team pinpointed the problem—a hastily mistyped minus sign instead of a plus sign in one of the guidance parameters sent to RU27’s onboard computer. “It’s nice that it does exactly what it’s told, even if it’s wrong,” Glenn said.

Once that wrinkle was ironed out, researchers in the COOL Room took control of the glider. Tina Haskins, a Rutgers technician who had helped to assemble the glider, surveyed RU27 from the deck of the *Arabella* while the little yellow submarine drifted close to the ship. “All



NEW
JERSEY

27 APRIL 2009
Rutgers scientists launch the RU27 glider from the research vessel *Arabella*.

8 MAY 2009

RU27 enters the Gulf Stream and speeds eastward.

18 JUNE 2009

The glider finishes dodging a troublesome eddy.

*Atlantic
Ocean*



right, bid farewell!" she called out. "This is the last time we'll see her on the surface for a while." And with those words still floating in the air, RU27 silently dove beneath the waves.

RU27 IS JUST ONE of more than 100 gliders doing important oceanographic work all over the world. They are designed and built by a handful of companies and research groups. The maker of RU27, Teledyne Webb Research, of East Falmouth, Mass., is the largest supplier of these unique oceanographic robots. Their up-and-down zigzagging lets scientists survey the upper part of the ocean, which is otherwise largely invisible to them.

ILLUSTRATION: EMILY COOPER

Satellites track only the sea surface, and most measurements of conditions at depth come from sensors attached to a few thousand floating oceanographic probes that drift wherever the currents take them. To examine targeted areas, oceanographers can lower instruments from research vessels, but such ships have limitations. They cannot be used to investigate the oceanographic effects of violent storms, for example—at least not intentionally. Also, research vessels rarely remain at sea for longer than a month or so at a time, and they're extraordinarily expensive to operate.

Remote-controlled gliders suffer from none of these constraints. They are inexpensive and require no crew or support ship (except while they're being deployed or recovered), making them a cost-effective way to survey large swaths of the upper ocean.

But oceanographic gliders don't just study the sea: Some, known as thermal gliders, can also use the ocean's energy as a source of power. They do so by taking advantage of the temperature difference between the surface, which is warmed by the sun, and the ocean's chilly depths.

CHEERY SEND-OFF: The Rutgers team deployed the glider off the coast of New Jersey in late April 2009. Four months would pass before it was seen again.

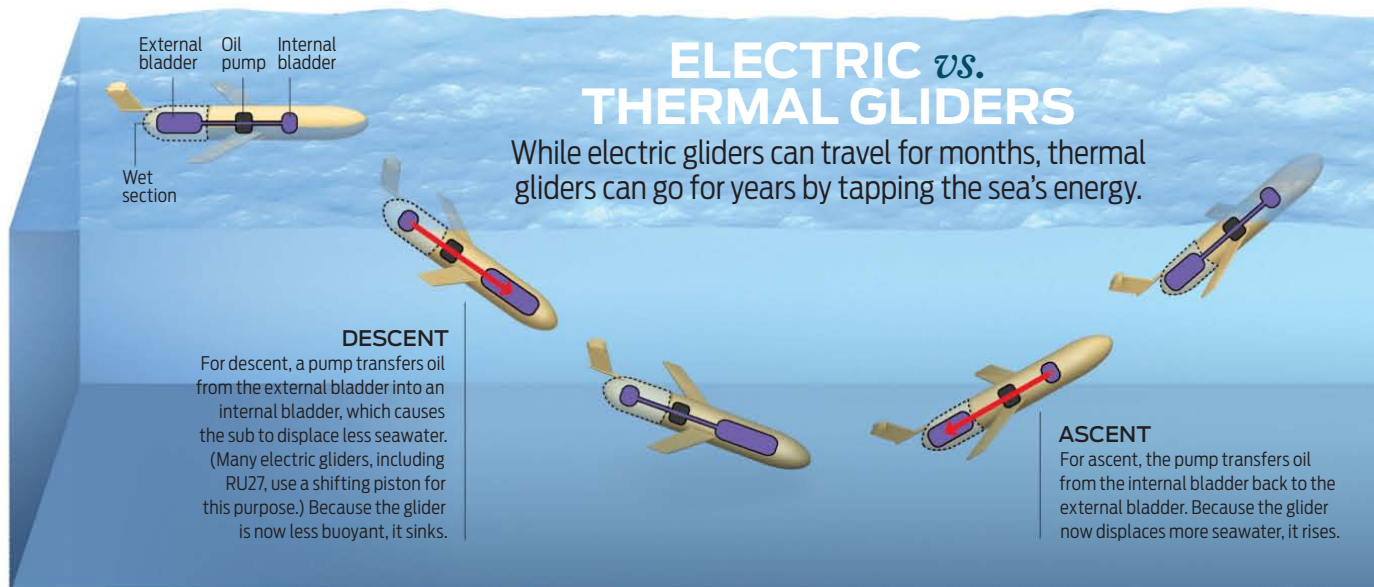
PHOTOS: GENE SMIRNOV/WONDERFUL MACHINE

To understand how a thermal glider works, imagine for a moment that you've filled a garbage bag with tap water and then frozen the entire mass. Next, you attach a good-size lead sinker to it and plop it into the ocean. After bobbing around on the surface for a while, the ice would melt, and the weighted bag would sink. Now, consider what would happen if the seawater surrounding the sinking mass became cold enough to freeze the water in the bag. Ice would re-form, and the bag would float to the surface, lead sinker and all, whereupon the cycle would start all over again. If this contraption had wings, it could also glide forward as it yo-yoed up and down.

This little thought experiment is a radical simplification of how a thermal glider actually works. Real thermal gliders don't contain bags of ice; they use a substance that changes from solid to liquid at a higher temperature. And they employ a complex arrangement of internal reservoirs, bladders, and gas chambers to adjust their buoyancy. It's a clever way to tap nature's energy at sea, but the technology is still in its infancy. Teledyne Webb Research has built only a half-dozen thermal gliders, some of which are now undergoing sea trials.

RU27 uses a simpler system—an electrically operated piston, which displaces a small amount of seawater to adjust the sub's buoyancy. Other electric gliders adjust their buoyancy using a motor to pump oil in and out of a seawater-displacing bladder [see illustration, "Electric vs. Thermal Gliders"]. This doesn't allow for the kind of multi-year operations that are envisioned for thermal gliders. But even so, the





Rutgers oceanographers calculate that their electric gliders are something like a thousand times as efficient as a typical automobile in terms of energy expended for each kilometer traveled.

As these gliders move, they use thermistors to measure the temperature of the sea around them and conductivity sensors to gauge how salty the water is. These readings help oceanographers determine how the upper portion of the sea stores heat and moves that heat around, which plays into discussions about global climate change.

A glider's payload bay can be crammed with other sorts of scientific instrumentation as well—optical sensors for measuring water clarity and the density of microscopic plants called phytoplankton, hydrophones for recording whale vocalizations and other sounds of the sea, and chemical sensors for tracking dissolved nutrients, to name but a few examples. All this information is relayed in near real time to scientists, who can use it to refine computer models of oceanic circulation and to decide where the glider will go next.

When it comes to monitoring the ocean, then, these little robotic subs can pack quite a punch, which is why the data they transmit are so valuable and why a glider's long-term survival is so important—and not to be taken for granted.

The Rutgers team learned this the hard way a year earlier when RU17, a different glider with the same transatlantic mission, “died a hero's death,” as Oscar Schofield, a Rutgers oceanographer, put it. RU17 foundered just off Portugal's

Azores islands, more than 3000 km from its point of origin. It might have sprung a leak, or one too many remoras (a kind of suckerfish) may have attached themselves to the glider and weighed it down. Whatever the reason, when RU17 sank, so did the spirits of the team that had assembled and piloted it, making them even more tense during this second try.

Each month of RU27's journey supplied a fresh batch of maritime adventures. Schofield said that waiting for the glider's regular satellite calls was like waiting for one of his teenage daughters to phone home and check in. Each time the glider failed to ring the COOL Room on schedule, the team fretted as if for a lost child, poring over logs and command histories until the scientists finally got the call they'd been anticipating.

One early goal of the mission was to have RU27 hitch a ride on the Gulf Stream, a fast-moving current that originates in the Gulf of Mexico and travels partway up

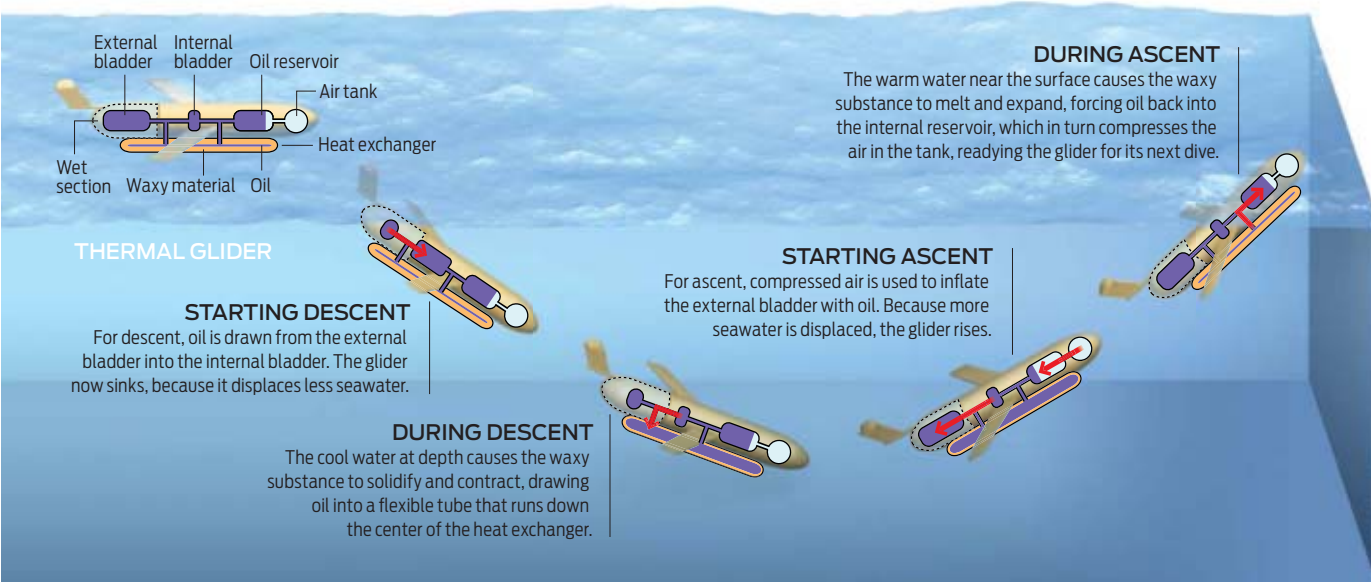
the East Coast of the United States before shooting directly toward the other side of the Atlantic. To reach these quick-moving waters, the team planned to take advantage of warm-core rings, large masses of warm water swirling around in the otherwise cold seas north of the Gulf Stream. The idea was to steer RU27 into such a ring, where it would be swept along on a circular course toward the fast eastward flow. That was the plan, anyway. But by the time the researchers were ready to put it into action, there were no rings to be found. Instead, the scientists had to rely on currents of a much smaller scale, which were harder to navigate. But finally, the controllers managed to get the glider into the Gulf Stream, which sent it clipping along at 7 km per hour, seven times as swiftly as it could travel by itself.

Haskins claims that each of the gliders she works with has its own personality, noting that RU27 “seems so much faster and more agile than our other



CHILLY RECOVERY: The sea was uncharacteristically calm on the cold December morning that scientists brought the glider aboard the Spanish ship *Investigador*.

PHOTOS: LEFT: DAN CROWELL/DEEP EXPLORERS; RIGHT: GENE SMIRNOV/WONDERFUL MACHINE



gliders, [allowing it] to use currents more favorably.” Yet by late August, after coasting with the Gulf Stream and then maneuvering through weaker seas, RU27 began to seem awfully slow. The glider was nearing the Azores, and the team dreaded a repeat of RU17’s demise. Something had to be done. So Haskins and two other technicians flew to the Azores to find out what was wrong.

They spent five days aboard a hastily chartered boat and traveled more than 300 km out to sea searching for RU27. Once they located the glider, Haskins and her colleagues jumped into the water to examine it. Understandably, they didn’t want to bring it aboard the ship, which would have turned the transatlantic trek into two less-than-record-breaking legs. But they didn’t have to. Haskins discovered that the seams in the glider’s hull were covered with hundreds of gooseneck barnacles. Their extra drag had slowed the glider and made it hard for it to maneuver. Haskins and her coworkers removed the barnacles, and before long the glider was again winging its way toward Spain.

ALTHOUGH THE Rutgers researchers used RU27 to collect oceanographic data, their primary motivation for the mission wasn’t scientific. Rather, they wanted to test the machine’s limits, garner publicity, and generate goodwill for the kind of work the scientists are doing. If pure oceanographic research had been their objective, they wouldn’t have made certain sacrifices to complete the long voyage, replacing many

of the usual sensors with extra battery packs and limiting data collection to just 1 hour a day to conserve energy.

Because undergraduates had been so involved in piloting the submarine, it’s fair to say that RU27 served more as a teaching aid than as a research tool. The vessel also became something of a transatlantic emissary. In addition to its many extra batteries, it carried 200 letters written by schoolchildren from all over the United States. The idea was that those letters would be given to Spanish schoolchildren who would then become the Americans’ pen pals.

RU27 would solidify some links between grown-ups, too. On the second half of the voyage, Rutgers scientists began relying on Spanish colleagues at the University of Las Palmas, in the Canary Islands, for oceanographic data to help guide the glider through the eastern half of the Atlantic. Scientists at the University of the Azores helped, too, as did oceanographers working with the Spanish Port System. So in early December 2009, when Glenn met with some of his Spanish colleagues for the first time to coordinate the recovery of the glider, he felt as though he were seeing old friends.

On 3 December 2009, Glenn, a handful of others from Rutgers, and Clayton Jones, senior director of glider development at Teledyne Webb Research, boarded the research vessel *Investigador*, which left the Spanish port of Vigo and within 20 hours maneuvered to within just a few kilometers of the heroic little sub. The night was pitch black, and the seas were calm.

Back in New Jersey, the COOL Room wasn’t nearly as placid—indeed, it looked like the site of a science slumber party. The Rutgers oceanographers, their students, and various other hangers-on were killing time gabbing about oceanography while chomping on bananas and chocolate doughnuts. Everyone was staying up late to learn more about the glider, which had already caused a good number of sleepless nights.

At 3:13 a.m., the speakerphone in the COOL Room crackled to life: On the Spanish ship, Glenn announced that they’d spotted the glider. After hauling it aboard a small inflatable skiff, they gingerly hoisted the boat and glider onto the *Investigador*. Raucous applause erupted in the COOL Room as backs were patted and high fives given, rivaling the fervor displayed at mission control in Houston during an Apollo-era splashdown.

As with those moon missions, not all that much science had been done. Still, the little glider had just made history: It was the first remote-controlled object to cross an ocean underwater—admittedly, with a barnacle-cleaning pit stop along the way. The little robot’s 221-day voyage had taken it 5300 km as the crow flies. So it was time for the Rutgers scientists to celebrate. The festivities were just as lively off the coast of Spain aboard the *Investigador*, where RU27 soon found itself dripping wet again, this time not with seawater but with champagne. □

TO PROBE FURTHER Interested readers can find an audio slideshow on RU27’s voyage at <http://spectrum.ieee.org/glider-slideshow>.

THE END OF BLUR

Software that calculates optical aberrations will sharpen images from space and could redefine perfect vision for humans

BY SIDD BIKKANNAVAR & DAVID REDDING

SOON AFTER THE HUBBLE SPACE Telescope settled into orbit following its launch in 1990, astronomers discovered a big problem. The images Hubble sent back to Earth were blurry—embarrassingly, disappointingly blurry.

Several crack teams of engineers and scientists from NASA, industry, and academia worked frantically to resolve this predicament. The problem, they discovered, was that the primary mirror was misshapen, and the offending curve focused the incoming light incorrectly.

To rescue Hubble, experts worked for months to build new optics to intercept the light bouncing off the telescope's main mirror and correct its aberrant shape. By 1993, they had what they wanted. Astronauts spacewalked out from the space shuttle *Endeavor* to the malfunctioning telescope and replaced two of Hubble's original cameras with new optical systems. Hubble's images suddenly snapped into focus, and one of those new cameras ended up becoming the most productive astronomical instrument of the last 50 years.



NIGHT VISION:
Earth's rotation
produced
these star trails
behind Palomar
Observatory's
Hale Telescope.

PHOTO: PALOMAR
OBSERVATORY

**STAR POWER:**

Hale Telescope, at Palomar Observatory, has a 5.1-meter primary mirror.

PHOTO: PALOMAR OBSERVATORY

What started out as NASA's greatest embarrassment set in motion a new wave of optics research with broad implications for astronomy and vision science. It took NASA three years, a space shuttle launch, and US \$700 million to fix Hubble. We're hoping to eliminate all that trouble for future telescopes by measuring and analyzing blur in real time, using just the data in an image.

In our work at the Jet Propulsion Laboratory (JPL) at Caltech, in Pasadena, Calif., under a contract with NASA, we have built software to help us fix all kinds of blur, including but not limited to the type that afflicted Hubble.

The general idea is simple. We're taking advantage of the fact that our future telescopes will include flexible mirrors that bend and move upon command. By understanding the deficiencies in an image, we can compensate for them by remote control—no astronauts needed. The power

of this method lies in its ability to use an optical system's existing camera as a sensor to detect its own error, without installing any separate devices. This software-based approach has already extended our telescopes' ability to peer into the darkness of the universe. On Earth, we believe the software could enable vision scientists to enhance human eyesight beyond "perfect" 20/20 vision, opening up the possibility of "superhuman" vision.

MOST ADULTS don't have 20/20 vision. Imperfect vision is caused by aberrations in the way the lens of the eye transmits light to the retina. Those deviations occur in an important aspect of light called the wavefront, a set of points that are all in the same phase. You might be familiar with the term from ads for LASIK eye surgery. The vision-correcting procedure uses a beam of laser light that penetrates the eye, reflects off the retina, and

travels back through the eye, capturing and mapping the errors in the way the wavefront strikes the eye.

What causes the wavefront to become distorted? Objects emit or reflect light in spherical waves. Our eyes intercept a small portion of that wave surface, and at great distances this surface is considered basically flat. To form a perfect image on your retina, your eye forces these flat waves to curve inward, so that the waves converge at one point on the focal plane behind your eye's lens. If the converging waves are not perfectly curved, not all of the light will come into focus at a single point on your retina. The result is a blurry or distorted image. All the points of deviation from the perfect spherical wave shape are called wavefront error. Plotted on a 2-D map, the error would look like mountainous terrain, with peaks and valleys corresponding to each deviation from the ideal flat surface.


HUBBLE'S NEW EYES

New optics finally let the space telescope see the universe.




M13 GLOBULAR CLUSTER

Adaptive optics let Palomar Observatory create sharper images than Hubble could.



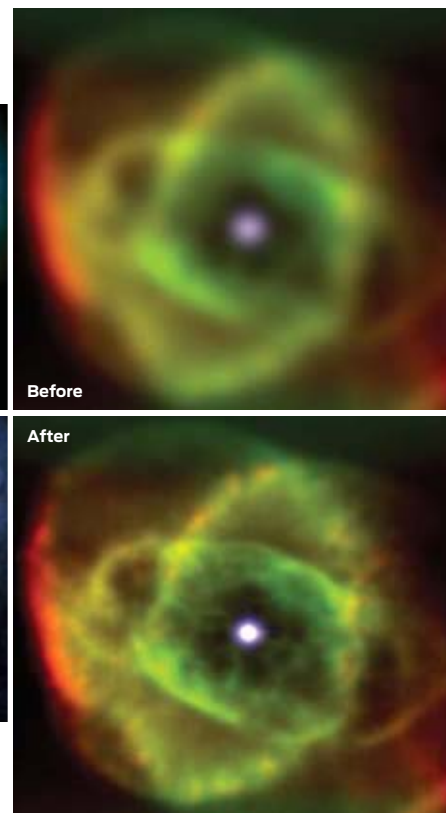
MESSIER 100 GALAXY

Hubble's corrective optics cleared up this image of a remote spiral galaxy.



CAT'S-EYE NEBULA

Wavefront-correcting software at Palomar fixed the blur caused by Earth's atmosphere.



The aperture of a telescope works much the same way as your eye, and the causes and fixes for blurry images are also similar. If we know the shape of the wavefront error, we can manufacture an optic with the opposite shape and cancel the imperfections. Scientists did just that for Hubble. LASIK operations are similar: Ophthalmologists calculate the opposite pattern of the aberrant light, and then lasers carve that shape into the cornea. It sounds gruesome, but it works.

A more exciting application is to alter the shape of a flexible lens or mirror to fine-tune the optical system on the fly. The next generation of space telescopes will be equipped with changeable or "active" optics, and many existing observatories

on the ground have already upgraded the rigid, fixed optical systems of the past. The main feature is a deformable mirror, which is a thin, reflective surface that can be made from a variety of materials, including glass, beryllium, molybdenum, and composites. The mirror is mounted on a grid of actuators that are lined up like a bed of nails. By moving these actuators, we can morph the mirror to cancel the wavefront error exactly and produce a clear, sharp image. When tackling the rapidly changing wavefront error caused by turbulence in the atmosphere, we can even take the "twinkle" out of stars.

The foundation for this wavefront-sensing technique emerged in 1904, when astrophysicist Johannes Hartmann

mounted a giant screen across the aperture of the telescope at the Great Refractor observatory, in Potsdam, Germany. The screen was punctured with several holes. Light rays passing through each hole hit photographic plates both before and after they came into focus, producing two spot diagrams. Because he knew the distance between the two plates, Hartmann could determine the locations where these bundles of rays came into focus. This gave Hartmann a basic estimate of the aberrations in the telescope's primary lens.

Astronomers working on large telescopes used Hartmann's technique for more than 60 years. Then, in the late 1960s, the U.S. Air Force became interested in using ground-based telescopes to keep watch over satellites in orbit. They wanted to improve the images of satellites by simultaneously measuring the wavefront. But satellites are dim to begin with, and most of the light coming into



WAVEFRONT WIPEOUT:

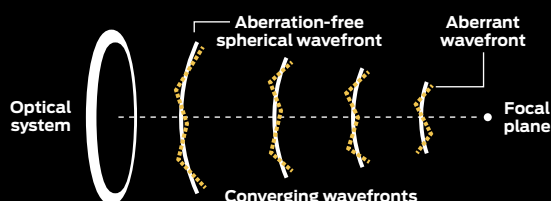
A map of the wavefront's deviation becomes flat, and a sharper image [top] is produced.

IMAGES: SIDDHAKANNAR/JPL



A Brief History of Wavefront Error

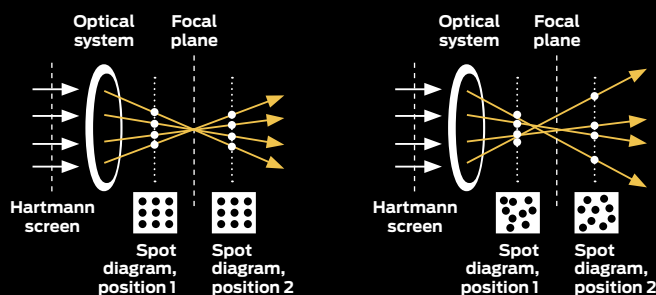
Aberrations in the curvature of a lens or mirror can cause telescopes in space and on the ground to suffer from blurry vision. Here's how to fix it.



1904

HARTMANN SCREEN TEST

Johannes Hartmann uses a perforated screen to test a telescope's optics. Light passes through its holes, producing spots on photographic plates in front of and behind the focal plane.



In a good system, the rays connecting two spots all pass through the focal plane at one point.

Poor optics send rays across the focal plane at many different locations.

the telescope was needed just to produce a basic image of the satellite. That posed a problem for the Hartmann screen, which blocks most of the incident light to produce the separate ray bundles.

Roland Shack, at the University of Arizona Optical Sciences Center, in Tucson, figured out a way to replace the Hartmann screen with a grid of tiny lenses, or lenslets, that could capture all the incoming light. He used a beam splitter to allow some of the incident light to pass through to the imaging camera and redirected the rest of the light to a new wavefront sensor. The lenslets focused light into hundreds or even thousands of tiny spots on the semiconductor photo-detector arrays of a charge-coupled device camera. A flat, undistorted wavefront would form spots in a perfect grid pattern, but a distorted wavefront would result in a distorted grid. By examining how the erroneous spots deviated from the ideal, Shack could reconstruct a model of the wavefront error. Adding more lenslets to the array produced more spots, which led to more precise estimates of the error. On the other hand, using fewer lenslets allowed the wavefront to be computed more rapidly—fast enough to keep up with the atmospheric turbulence that ground-based observatories must contend with.

Versions of the Shack-Hartmann sensor are now used in the adaptive optics systems of most advanced telescopes. The results can be extraordinary. In the summer of 2007, astronomers at Palomar Observatory, in California, used an adap-

tive optics system built by our group to create the highest-resolution direct images of space ever recorded in visible light. Using a Shack-Hartmann wavefront sensor, a deformable mirror, and a camera called LuckyCam, built by the Institute of Astronomy in Cambridge, England, the astronomers captured images of the M13 globular cluster, about 25 100 light-years from Earth, that were twice the resolution of what Hubble can produce. In other words, a ground-based observatory outperformed its space-based cousin—an astonishing feat considering the significant distortions created by Earth's atmosphere. The combination of these technologies was named one of *Time* magazine's Best Inventions of 2007.

THE SHACK-HARTMANN wavefront sensor isn't perfect, however. Its hardware introduces small flaws into the error measurement, and the number of lenslets in the sensor limits its resolution. A better approach is to measure the error right where a camera perceives it, without introducing extra equipment. For the slowly changing wavefront error that telescopes experience in space, we can do this, and at a much higher resolution than the Shack-Hartmann sensor can.

Let's say you're observing a certain star. No matter how perfect the optical system—be it a ground-based observatory, a space telescope, or the human eye—the optics will distort the light in some way, which degrades the image. But that degradation is also a signature imprinted on the image. We can decode that sig-

nature to reveal the shape of the wavefront error. This is the function of our software—it processes images to decode the underlying wavefront errors.

Light is an electromagnetic wave, so it has both an amplitude, which we see as the intensity of light, and a phase, which neither our eyes nor a camera can see directly. We want to detect the phase because it's essentially equal to the wavefront error. We'd like to detect it at a particular location, namely at the aperture of the telescope, which is located at the large primary mirror. To do so we must use an indirect "phase retrieval" method, where we process image data together with a computational model of the optical system. Engineers Ralph Gerchberg and W. Owen Saxton proposed this technique in the 1970s while working on electron microscopes.

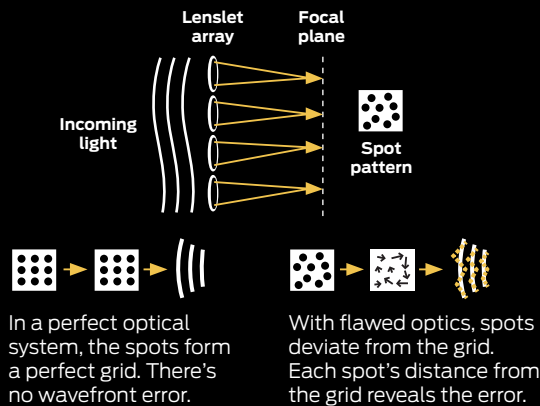
Phase retrieval begins with the shape of the telescope's aperture, which sets the parameters for our solution. We set the amplitude to match this aperture shape, and we set the phase randomly. Then we turn to our computational model, which calculates how a wave moves between the aperture and the image plane of an optical system.

The model sends the phase and amplitude information through the optical system to the image plane, where the camera resides. This transformation adjusts the values of the amplitude and phase to correspond with the new plane. Then we use a real image, taken by the camera, and replace the old amplitude with a new value from that image.

1960s

SHACK-HARTMANN WAVEFRONT SENSING

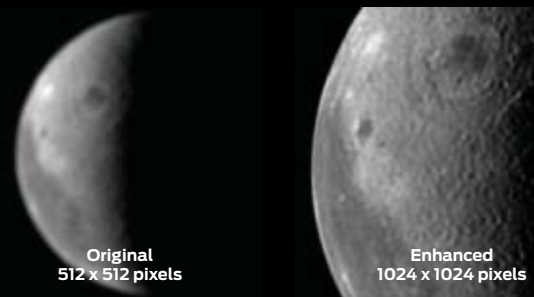
Roland Shack introduces an array of small lenses focused on a light sensor. Light passes through the lenslets and produces a spot pattern on the sensor.



2000s

MODIFIED GERCHBERG-SAXTON ALGORITHM

Software replaces or assists a telescope's wavefront-sensing hardware by deriving error from image data.



Correcting for wavefront error, using calculations from image data and a computer model of the optics, refined this picture of Earth's moon from NASA's Deep Impact mission.

Next, we use the model in reverse, to send the light back to the aperture. Once again, we use the aperture to constrain the result, giving us a new estimate of the phase. This basic algorithm is repeated until the image generated by the computer model agrees with the measured data from the aperture.

The method generates wavefront estimates that are consistent with a single image, but it does not resolve all ambiguities. Worse, it fails completely if the wavefront error exceeds the wavelength of light. To fix those shortcomings, we must process multiple images at the same time. The Hubble analysis of the early 1990s incorporated this realization, and we've been working on this problem ever since.

Our software runs multiple loops, each processing one of many images taken at different focus settings. The results from all these loops are combined to create a joint estimate of the wavefront error. We then run all those loops again, this time using the joint estimate to set the starting phase for each loop. We repeat the operation until the joint estimate converges on a single wavefront estimate.

Our main innovation at JPL was to improve the model of the true optical system while it was running. This has allowed us to compensate for one of the original method's main failings. Recall that a perfect wavefront is essentially flat, and an aberrant wavefront has high peaks and deep valleys. As we mentioned earlier, if the length of a peak or valley exceeds the wavelength of light,

the Gerchberg-Saxton algorithm breaks down. Now we have a workaround. Early runs of our algorithm provide guesses as to what is really happening in these problem spots, and we can use that information to guide the solution.

By adapting our optical model, we can also reduce inconsistencies in the data. What if the telescope moved while taking some of the images? Or what if the focus changed? The software tracks these things and puts them in the model. With each iteration of the algorithm, the model updates and improves—and the wavefront-error solution becomes more accurate. To see just how accurate it has become, consider that the test mirror that caused Hubble's problems was misaligned by just the thickness of a human hair. Using our algorithms, we've demonstrated wavefront-sensing accuracy to 2 billionths of a human hair.

The major benefit of our software, called the modified Gerchberg-Saxton algorithm, is that it can work with almost any type of optical hardware or deformable mirror. If an observatory has only a single mechanically movable lens, the software will calculate how the lens's position must change to best focus the final image. If a more sophisticated deformable mirror is in place, the algorithm can determine the precise voltages needed to adjust the mirror's actuators.


To train the software to make those corrections, we must toggle each of the optical system's movable components by a small amount. The software measures how each movement affects the wave-

front error. It then reverses the error to find the precise movements necessary to create the ideal wavefront shape for that particular optical system.

The software has already contributed to science at Palomar, where it is now used with the observatory's existing adaptive-optics system. Researchers have also begun to apply this technique to a wide range of endeavors in space science.

Let's say you're peering through a telescope in search of undiscovered planets. One challenge is that the brightness of a star may obscure interesting objects near it. But if you can alter the shape of the wavefront, you can in effect redistribute the stellar light away from the orbiting companion, without blocking, filtering, or otherwise losing any of the light. Two exoplanet astronomers at Palomar Observatory have begun testing this light-altering technique to image candidate stars in search of faint companions.

Our wavefront-sensing algorithm has another valuable feature. In the previous example, we described how the technique can change the optics before an image is made. But we can also use it to fix existing blurry pictures. The estimate the algorithm produces can be transformed to what's called a point-spread function, which tells us how the error creates blur around a perfect point of light. We can plug this information into a number of advanced image-processing techniques to achieve "superresolution" in an image. Superresolution refers to the ability to obtain information beyond what was recorded by a camera—in other



SHARP SHOOTER: The high-speed LuckyCam uses adaptive-optics software to beat atmospheric blur. PHOTO: PALOMAR OBSERVATORY

words, the algorithm can help us restore image data that was lost by a camera's imperfect optical system.

We tried out this application with data from NASA's Deep Impact mission, launched in 2005, which sent a probe to crash into a comet named 9P/Tempel to stir up dust for astronomers to observe. As the probe journeyed through space, its science team discovered that the spacecraft's high-resolution imager was out of focus. On a whim, we asked the researchers for the data from a picture taken before the impact. We used the modified Gerchberg-

Saxton algorithm to calculate the imager's wavefront error and then superresolved an image of Earth's moon. Sure enough, it snapped into focus.

THE NEXT GENERATION of space telescopes will make good use of the clarifying powers of our software. To fit inside a rocket, newer space telescopes will have mirrors that are segmented and deployed on orbit, where they will unfurl like the petals of a flower. By taking a few images and checking them, the modified Gerchberg-Saxton software can assess

and correct the space telescope's wavefront error on orbit. We demonstrated the feasibility of this approach during the early stages of the James Webb Space Telescope project, which will be able to look much deeper into the universe than Hubble can. For the many contributions we've been able to make to the nation's space program, our group received NASA's Software of the Year Award in 2007.

We're far from finished with our work. Although we designed the software to sense wavefront error in light, the calculations are valid for any part of the electromagnetic spectrum. The Deep Space Network, a ground-based system of three 70-meter satellite dishes that JPL runs to communicate with NASA's spacecraft, suffers from the same basic problem of wavefront error. Our algorithm could be adapted to correct the network's aberrations.

But there's more. Our own eyes may one day also become beneficiaries of the software. Prescription eyeglasses correct for focus and perhaps astigmatism, but

Wide portfolio, broad spectrum — your

Audio analyzers

Versatile audio analyzers and audio switchers cover audio measurements on a wide variety of digital and analog interfaces.

Signal generators

Whether it's baseband or RF & microwave, CW or the most complex digital standards, we always have the right solution.

Signal and spectrum analyzers

Covering everything from handhelds to high-performance benchtops and from DC to 67 GHz, Rohde & Schwarz provides the fastest, most accurate and most versatile analyzers available — and they are all prepared for the future.



Rohde & Schwarz Inc.

Phone: +1 410 910 78 00

Website: www.rohde-schwarz.com/USA

E-mail: info@rohde-schwarz.com

those are just two ways that wavefronts can be distorted. In reality, there are many other subtle, higher-order effects that can degrade your vision. Correcting these effects will lead to what vision science researchers have termed superhuman vision, the enhancement of visual acuity beyond normal 20/20 vision.

Vision scientists already use techniques for wavefront sensing and control. Most modern LASIK procedures, for example, use Shack-Hartmann wavefront sensors to determine eye aberrations. But as we discussed earlier, the sensor's resolution is limited by the density of its lenslet array. The modified Gerchberg-Saxton algorithm, by contrast, is limited only by the resolution of the camera used to capture the points of light, which is in the realm of tens of millions of pixels. Some vision scientists have proposed the possibility of replacing their aberration-measuring equipment with our computations for the human eye.

We're also working on cutting down the amount of time the algorithm needs to complete the complex calculations. Our software performs a massive number of calculations, which can take a

USING HEAT TO DEFEAT BLUR

One unexpected way to fix blurry images involves heaters. Spacecraft instruments undergo large temperature swings, depending on their place in orbit and the angle of the sun. As a result, they tend to be kept under careful thermal control. Using our algorithm, we can figure out how to operate a nearby heater to change the optics to correct wavefront error.

Imagine, for example, that some component in an optical system changes its shape over time—a primary mirror warps under mechanical strain, causing light to bend in unintended ways and producing unfocused images. We could apply heat to expand the support structures, changing the distance between two mirrors in a space telescope.

We could also use heaters mounted to a particular mirror to bend it in a desirable way. We actually did this on the 1992 Mars Observer mission prior to its unfortunate demise; we are now building mirrors with heaters deliberately placed so that we can use them to control the wavefront. —S.B. & D.R.

long time on a regular microprocessor. By translating these computations into a graphics-processing problem, we can offload much of the work from the CPU to run on high-performance graphics cards, in effect turning our desktop PCs into supercomputers. Now we can generate wavefront-error results in seconds, down from about 5 minutes. Evolving graphics technology will help the software come closer to running in real time.

Ultimately, our dream is to be able to correct astronomical images "on sky,"

with the software running in real time and using only camera imagery to continuously determine and correct wavefront error. On Earth, our goal is for crisp, unprecedented visual clarity. In all, we're helping to write a new legacy for Hubble, and we're turning a boondoggle into a boon for the entire electromagnetic spectrum. □

The authors would like to thank their collaborators, especially Scott Basinger, Joseph Green, Catherine Ohara, and Fang Shi.

partner in T&M for more than 75 years.

Network analyzers

Ranging from two-port handhelds to multiport high-performance solutions up to 325 GHz, our network analyzers are all easy to use and include unique measurement capabilities.

Power meters

Extremely fast, accurate and versatile instruments from the pioneer of USB power sensors.

EMC test solutions

The EMC T&M market leader – turnkey solutions, systems, test receivers, software and all the accessories you need.




ROHDE & SCHWARZ

Expertise for free!
Get our book "Fundamentals of Spectrum Analysis" at your local subsidiary while stock lasts!
www.rohde-schwarz.com/ad/pc-us/ieee

There is only one credible software package source...

When you need to study grounding or electromagnetic interference accurately, reliably and economically.

Classical Equipotential Grounding

Multiple grounding systems having any shape, in simple or complex soils, including any number of layers or heterogeneous discrete volumes.

- AutoGroundDesign
- AutoGrid Pro
- AutoGround & MultiGround

Interference Analysis & Environmental Impact

Perform fast, yet complex & accurate, interference analyses on pipelines, railways, etc. Examine electromagnetic impacts to the environment.

- SESTLC
- Right-Of-Way
- SES-Shield
- MultiLines & SES-Enviro

Frequency & Time Domain Analysis

Upgrade to the full power of MultiFields or CDEGS which integrate grounding, electromagnetic compatibility, environmental impact and lightning or switching surge analysis.

SES www.sestech.com; Email: info@sestech.com
Toll free: 1-800-668-3737; Tel: +1-514-336-2511
World Leader in Grounding & EMI

Massachusetts Institute of Technology

PUT MIT TO WORK FOR YOU

2010 SUMMER COURSES

in biotechnology, pharmaceuticals, computing, networks, mechanical design, innovation, energy, transportation, nanotechnology, imaging, tribology, lean enterprise, technology policy, lean healthcare, systems engineering, data analysis, and other topics of vital interest to today's engineers and scientists.

INTENSIVE PROGRAMS OF 2-5 DAYS

- › led by renowned MIT pioneers
- › taught on the MIT campus with MIT resources
- › geared for busy professionals
- › designed for in-depth learning
- › grant MIT certificates and CEUs

CONTACT
617.253.2101
shortprograms@mit.edu
<http://shortprograms.mit.edu/summer>

MIT **PROFESSIONAL EDUCATION**
Short Programs

Lite, Brite Displays

Continued from page 33

permits a brighter, whiter reflection from the paper underneath. (In the real world, black is added in many cases for certain practical reasons.)

In 2006, my team of display researchers began trying to combine those two concepts—the millions-of-years-old biological method of switching pigment and the centuries-old brilliant color capability of printing pigments. Our lab, the Novel Devices Laboratory at the University of Cincinnati, began collaborating with pigment supplier Sun Chemical to try to put modern printing pigments into electrically switchable pixels. We worked at first in electrowetting pixels, a dyed-oil technology now nearing commercialization at Liquavista, a start-up in Eindhoven, Netherlands, backed by venture capital and spun out of Philips Research Labs in 2006. Back at the University of Cincinnati, in 2007 we discovered a new way of building a pixel that uses pigments in water instead of dyes in oil, initially using the same colored fluids found in the cartridges of an inkjet printer. The images produced by this technology look remarkably like printed media.

We called the resulting technology electrofluidic, because the device electrically pulls pigment fluid through microfluidic cavities. The back plate of the display is highly reflective and patterned with an array of tiny holes about 30 μm deep. The holes make up only 5 to 10 percent of the area of the reflective back of the display, so most of the light falling on the display reflects back to the viewer. The front panel of the display is transparent and pressed against the back plate within a space of only about 3 μm . With no voltage, surface tension acts on the pigment fluid to minimize its exposed area, similar to the way a droplet of water favors a spherical geometry. In that state, the pigment fluid rests inside the microscopic holes.

The front and back of the display also include electrodes. Voltage between these electrodes attracts the pigment fluid from the holes and spreads it into the space between the plates. Now most of the colored pigment is visible, filters reflected light, and creates color. Pulling the pigment out of the holes and releasing it back takes only tens of milliseconds, fast enough for video.

In May 2009, the University of Cincinnati spun out a start-up company, Gamma-Dynamics, to bring electrofluidic technology to market; I am the principal scientist. It has several years to go until commercialization. To date, we have demonstrated 1-inch-diagonal arrays of pixels with about 55 percent reflectance. The first commercial electrofluidic displays will likely use a simple pixel filled with black pigment fluid, which can switch the pixel from black to white, overlaid by either a red, green, or blue filter for three out of four subpixels. The fourth subpixel is unfiltered; when it switches to white it simply boosts brightness to about 40 percent.

Even so, this is still only half as bright as the envisioned 2020 e-reader. Electrofluidic technology could potentially allow highly saturated colors and up to 70 percent reflectance if, instead of color filters, the display incorporated multiple holes per pixel, each hole containing a different color fluid. Eventually, they may be

Continued on page 56


Discover Must-Have Titles from Wiley and Wiley-IEEE Press

Laser Physics

Peter W. Milonni, Joseph H. Eberly

9780470387719 • Cloth • 844 pages • March 2010
\$145.00 • Wiley

Providing a comprehensive introduction to the operating principles and applications of lasers, this second edition of the classic book on the subject reveals the latest developments and applications of lasers. Placing more emphasis on applications of lasers and on optical physics, the book's self-contained discussions will appeal to physicists, chemists, optical scientists, engineers, and advanced undergraduate students.




Circuit Simulation

Farid N. Najm

9780470538715 • Cloth • 318 pages • January 2010
\$115.00 • Wiley-IEEE Press

Circuit Simulation gives a clear description of the numerical techniques and algorithms that are part of modern circuit simulators, with a focus on the most commonly used simulation modes: DC analysis and transient analysis. Tested in a graduate course on circuit simulation at the University of Toronto, this unique text provides the reader with sufficient detail and mathematical rigor to write his/her own basic circuit simulator. With problem sets and computer projects at the end of every chapter, Circuit Simulation is ideally suited for a graduate course on this topic. It is also a practical reference for design engineers and computer-aided design practitioners, as well as researchers and developers in both industry and academia.




EM Detection of Concealed Targets

David J. Daniels

9780470121696 • Cloth • 284 pages • November 2009
\$120.00 • Wiley-IEEE Press

Extensively illustrated from basic principles to system design, the fundamental concepts of RF, microwave, millimeter wave, and terahertz detection systems and techniques to find concealed targets are explained in this book. These concealed targets may be explosive devices or weapons, which can be buried in the ground, concealed in building structures, hidden under clothing, or inside luggage. Concealed targets may also be people who are stowaways or victims of an avalanche or earthquake. Although much information is available in conference proceedings and professional society publications, this book brings all the relevant information in a single, expertly written and organized volume.




Handbook on Array Processing and Sensor Networks

Simon Haykin, K. J. Ray Liu

9780470371763 • Cloth • 904 pages • December 2009
\$185.00 • Wiley-IEEE Press

Handbook on Array Processing and Sensor Networks provides readers with a collection of tutorial articles contributed by world-renowned experts on recent advancements and the state of the art in array processing and sensor networks. Focusing on fundamental principles as well as applications, the handbook provides exhaustive coverage of several important areas. Handbook on Array Processing and Sensor Networks is the first book of its kind and will appeal to researchers, professors, and graduate students in array processing, sensor networks, advanced signal processing, and networking.




Integration of Green and Renewable Energy in Electric Power Systems

Ali Keyhani, Mohammad N. Marwali, Min Dai

9780470187760 • Cloth • 313 pages • November 2009
\$99.95 • Wiley

The combined technology of power semiconductor switching devices, pulse width modulation algorithms, and control theories are being further developed along with the performance improvement of power semiconductors and microprocessors so that more efficient, reliable, and cheaper electric energy conversion can be achieved within the next decade. Integration of Green and Renewable Energy in Electric Power Systems covers the principles, analysis, and synthesis of closed loop control of pulse width modulated converters in power electronics systems, with special application emphasis on distributed generation systems and uninterrupted power supplies.




The Six Immutable Laws of Mobile Business

Philip Sugai, Marco Koeder, Ludovico Ciferri

9780471741466 • Paper • 201 pages • December 2009
\$45.00 • Wiley Interscience

The book highlights Japan's incredible efforts to offer consumers complex, high-tech devices with enriched services that are nonetheless elegant and easy to use, a quest which the authors have labeled "Simplicity." Based on their interviews and observations, the authors assert that, "Simplicity" will be what truly empowers individual users through their mobile devices. Filled with case studies exploring all aspects of the Japanese mobile industry, this unique publication points carriers and content and service providers towards successful business models and practices for today's and tomorrow's mobile Internet.



Grounds for Grounding: A Circuit to System Handbook

Elya B. Joffe, Kai-Sang Lock

9780471660088 • Cloth • 1064 pages • December 2009
\$145.00 • Wiley-IEEE Press

The first book to cover grounding from the circuit to system and across the entire spectrum of applications, Grounds for Grounding provides a complete and thorough approach to the subject of designing electrical and electronic circuits and systems, blending theory and practice to demonstrate how a few basic rules can be applied across a broad range of applications. Practical case studies are integrated throughout the book to aid in readers' comprehension and each chapter concludes with a useful bibliography. Grounds for Grounding is an indispensable resource for electrical and electronic engineers who work with the design of circuits, systems, and facilities.



Phased Array Antennas, 2nd Edition


Robert C. Hansen

9780470401026 • Cloth • 547 pages • November 2009
\$140.00 • Wiley-Interscience

Phased Array Antennas, Second Edition is a comprehensive reference on the vastly evolving field of array antennas. The book offers the same detailed coverage of all practical and theoretical aspects of phased arrays as the first edition, but it now includes:

- new chapters on array-fed reflector antennas
- connected arrays
- reflectarrays and retrodirective arrays
- brand-new coverage of artificial magnetic conductors, and Bode matching limitations
- a clear explanation of the common misunderstanding of scan element pattern measurement, along with appropriate equations
- in-depth coverage of finite array Gibbsian models, photonic feeding and time delay, waveguide simulators, and beam orthogonality

Phased Array Antennas, Second Edition is an ideal resource for antenna design engineers, radar engineers, PCS engineers, and communications engineers, or any professional who works to develop radar and telecommunications systems.



Order Information

1 (877) 762-2974 North America
+ 44 (0) 1243 843294 in Rest of World

Log on to www.wiley.com



WILEY



IEEE

Enter
Promotion Code
SPM10 to receive
20% off
featured titles at
checkout.

Lite, Brite Displays

Continued from page 54

bistable and rollable and display video. Electrofluidic displays are the newest player in the color e-reader race, but it typically takes 5 to 10 years to turn a new discovery into a commercial product.

Electrofluidic displays aren't the only latecomer that might make the leap to commercialization before 2020. Consider another: photonic ink. Developed by the University of Toronto spin-out company Opalux, photonic ink creates colorful interference with a stack of precisely spaced nanobeads. A polymer between the beads swells when exposed to electrolytic fluid, altering the optical cavity between the beads and allowing tuning of any color at any pixel in a single layer. It's a very intriguing idea. But the displays built so far aren't very bright, and like many rechargeable batteries, they have limited lifetimes.

WHEN THE ULTIMATE display arrives, the e-reader or roll-up computer will be only one of its many applications. Besides the Kent State technology, which could make the entire casing of an electronic device a reconfigurable display, we'll also see a boom in electronic supermarket shelf labeling. Electronic shelf labels have started to appear in Europe and a few other markets. These labels can reduce a full day's chore of relabeling grocery store shelves into an instant, downloadable activity. It also lets stores adapt pricing to consumer

habits in real time—a senior citizen shopping midmorning may get different bargains than those picked up by a professional stopping on the way home from work.

Some of these display technologies may make their way into buildings. E-paper technologies like polymer-dispersed liquid crystals and electrochromic displays are beginning to cross over into "smart" window applications. Windows that shade themselves electronically are already on the market, but smart windows could reflect the infrared portion of the sun in summer and transmit it in winter. This technology may first appear in switchable opaque/transparent glass refrigerator doors, which won't face the potential UV degradation of windows. You'll also see these low-power, high-visibility displays coming into signage and billboards; today's LED billboards use lots of energy. Companies like Israel's Magink are applying cholesteric liquid crystal technology like that used at Kent to large billboards and already have a few in use.

Finally, one more science-fiction fantasy may become reality. Think back to the 1987 movie *Predator*, in which the alien being sweeps through the jungle with perfect color-changing adaptive camouflage armor. The appeal of invisibility, adaptive camouflage, or cloaking never seems to fade. For military applications, the requirements are tough: The green found in plants—chlorophyll—has a complex spectrum that's particularly challenging to reproduce. But there may be a simple answer: Take the complex pigments used in military camouflage and disperse them in the fluid used in an electrofluidic display, and you could create the perfect adaptive camouflage. The truly ultimate display's perfect visibility might have a side benefit—perfect invisibility. □

ATTENTION
IEEE MEMBERS:

Energy experts
speak out!

Free e-Newsletter

News and opinions on sustainable
energy, cars and climate.

energywise

Alternative fuel for thought
from the editors of IEEE Spectrum.

Subscribe at
www.spectrum.ieee.org/energywise



IEEE
spectrum



How much better would your company be if there were more like you?

When your company needs to fill an important position, they should look for a qualified candidate – a fellow IEEE member.

Refer your Human Resource colleague to the IEEE Job Site for a free job posting and they'll find the best potential employees in the business.

The IEEE Job Site – Named Top 100 Employment Site by Weddle's!

- Serves more than the membership of the IEEE and its associated Technical Societies.
- Focuses on a potential audience of more than 2,000,000 engineers, tech professionals and senior-level managers worldwide.
- Delivers your job posting instantly to registered IEEE members.
- Pre-qualifies candidates electronically within minutes.
- Provides resumés matched to your needs quickly and cost-effectively.



Find the right candidate - right now!

Visit the IEEE Job Site today at www.ieee.org/jobs/hrpromo



IEEE Spectrum TECH INSIDERS webinar series



Where today's technology gurus converge.

The brightest minds discussing the biggest topics.

UPCOMING MARCH WEBINARS:

The New World of Digital Image Forensics — Mar 4 2010

This webinar is an overview of recent developments in the field, focusing on three problems — source, discriminating synthetic from real, forgery.

www.spectrum.ieee.org/webinar

Model-based Design & HIL Testing for Mechatronic Systems — Mar 25 2010

Experts from the mechatronic system modeling and real-time simulation fields present new ways to simplify the development of high fidelity multi-domain models and quickly deploy the model in Hardware-in-the-loop (HIL) testing. www.spectrum.ieee.org/webinar

Multiphysics Simulations for Low & High Frequency Electromagnetics — Mar 31 2010

This webinar will introduce the use of COMSOL Multiphysics for solving problems involving the couplings between electromagnetic field simulations and other physics, such as microwave heating, thermal expansion, stress induced birefringence and more.

www.spectrum.ieee.org/webinar

AVAILABLE ON DEMAND WEBINARS:

Calibre DRC Automated Waiver Technology

The Auto-Waiver technology significantly reduces the complexity of waiving false errors without the issues and limitations of historic approaches. In this webinar, the Auto-Waiver approach for Calibre DRC will be presented.

www.spectrum.ieee.org/webinar/1504908

The Necessity of Life Insurance in Today's Economic Times

In this Webinar learn about the importance of life insurance for younger IEEE members looking to protect their families especially in today's tough economic climate.

www.spectrum.ieee.org/webinar/1440134

Physical Verification: The Road Ahead

Learn how your foundry, peers, and potential competitors have prepared themselves for the challenges of advanced verification — driving down cycle time in order to get to market faster. www.spectrum.ieee.org/webinar/69574

SPONSORS:



Sign up today!
www.spectrum.ieee.org/webinar

Think you know about the latest technology?
You haven't even scratched the surface.

From new uses for existing technology to cutting-edge innovations in a variety of disciplines—see all the layers of technology with *Proceedings of the IEEE*.



Proceedings of the IEEE.
Subscribe today.

www.ieee.org/proceedings



PRESIDENT

Piller USA Inc.

Piller group is the leading European producer of high-end Uninterruptible Power Supply (UPS) systems to data centers, providing mission-critical solutions to leading banks and financial institutions, broadcasters, telecoms companies, co-location operators and government agencies, world wide.

Piller has been established in the USA for over 20 years and is currently looking to appoint a President of its circa 100 person business based in Middletown NY, due to the forthcoming retirement of the current President.

Possessing strong managerial and leadership skills and reporting to the MD Global Business, the successful candidate will carry full P&L responsibility for the US business. They will have a proven track record in the

field of big-ticket mission critical (ideally UPS) electrical equipment; possibly at VP Sales level in a larger organization, or as President of a similar sized company.

A competitive package commensurate with this key appointment, including re-location allowance, will be awarded to the candidate selected to join this highly successful business and group with a long-term commitment to manage and develop its North American business into the future.

Applications, which will be treated completely confidentially, should include full resumé and details of current package, and be submitted by email to brian.siller@langleys.com



www.piller.com



Piller USA Inc.

Piller is the leading European producer of high-end Uninterruptible Power Supply (UPS) systems to data centers, and has been established in North America for over 20 years. As a result of continued profitable growth, we are pleased to offer the following opportunities:

SALES MANAGER, West Coast Markets

We are looking to appoint an experienced Sales Manager for our West Coast markets. The title of the role reflects the importance of the role rather than supervisory accountabilities. With a technical degree, you must have demonstrated success selling capital equipment in a closely related field. A knowledge of our markets is key, as is ability to communicate & persuade at all levels. Reporting to the Company's US President, your prime role will be to profitably grow Piller's market share in West Coast Markets.

VacRef: LHPNA2

APPLICATIONS ENGINEERING (2 roles)

Our Applications Engineers are responsible for technical input to projects - from proposal to start-up. They work with customers and consultants to develop Piller products into solutions which meet specifications and contractual obligations. They are also accountable for quality standards on Piller products and externally sourced components. As the technical link between the

Company's European HQ and its US operations, they implement global standards and changes in the US market.

Senior Applications Engineer: You will need a Degree in Electrical Engineering, and considerable experience in Power Engineering & Systems Integration. You will have experience in electrical scheme design, a sound understanding of National Electrical Codes and installation practises, and provided technical leadership in engineering system level customer projects.

VacRef: LHPNA3

Applications Engineer: You will need a Degree in Electrical Engineering, and experience in Power Engineering or related field. You will have experience in the design / applications of industrial / commercial products, and participated in customer projects. To ensure a thorough grounding in Piller products and systems, a period of up to 6 months will be spent at the Company's HQ in Germany.

VacRef: LHPNA4

Competitive packages will be available to join this highly successful business and Group. Applications, which will be treated completely confidentially, should include resumé and details of current package, and be submitted electronically to: hr@piller.com, quoting the Vacancy Reference.



www.piller.com



Imperial College London

Institute of Biomedical Engineering
Medical Engineering Solutions in Osteoarthritis Centre of Excellence

Chair, Readership, Senior Lectureship or Lectureship in Medical Device Engineering

Competitive Salary: Lecturer salary in the range £42,280 – £47,210 p.a.
Senior Lecturer/Reader minimum salary £52,130 p.a.
Chair/Professorial minimum salary is £66,490 p.a.

Imperial College London has been awarded almost £11 million over 5 years by the Wellcome Trust and EPSRC for a Medical Engineering Solutions in Osteoarthritis Centre of Excellence. There are a number of departments, divisions and institutes across Imperial College London participating in this Centre which will bring together a critical mass of Engineers, Clinicians and Basic Scientists, collaborating to use technology to improve the diagnosis, understanding, surgical management and rehabilitative treatment of Osteoarthritis. The Centre wishes to appoint 6 academic staff of which this post is one.

Applications are invited for the position of Chair, Readership, Senior Lectureship or Lectureship in Medical Device Engineering to start with effect from 1 August 2010, or as soon as possible thereafter. The level of the appointment will depend on the experience and track record of the successful candidate, and applicants are requested to indicate in their cover letter which appointment level they would expect to be appointed at.

The post is within the Institute of Biomedical Engineering, Faculty of Engineering at Imperial College London, based on the South Kensington Campus. The main interests of the Institute focus on Biomedical Engineering.

The positions in Medical Device Engineering will be responsible for directing a research programme aimed at better early detection and monitoring of Osteoarthritis to improve clinical intervention, and to monitor the efficacy and longevity of the intervention, be that conservative, surgical or pharmacological. This could be through the design of novel sensors or load cell arrangements for joint implants and the application of telemetered sensor systems for monitoring whole body and joint function, specifically the knee, during rehabilitation. In addition, the position would be responsible for the development of disposable "personalised" body worn sensors/systems for movement and gait analysis, again to assist treatment and rehabilitation, coupled with devices to measure vital signs and exercise routines in healthy patient cohorts prone to early onset Osteoarthritis (e.g. athletes). It is envisioned that ultimately this will lead to the creation of new products.

The appointee will be expected to conduct research of outstanding quality. Specifically, he or she will be expected to seek and obtain external research funding, attract and supervise high-quality PhD students, publish papers in prestigious refereed journals and present research findings at international conferences. The appointee will be expected to interact with Scientists, Engineers and Medics from across College in a multidisciplinary fashion.

The applicant will have a previous track record of applying sensor technology for disease monitoring in its broadest sense, and will also have experience in the commercial exploitation of intellectual property, resulting from the applicant's research programmes in the area of medical devices. The post will require experience of sensor development and the deployment into medical devices.

The appointee will contribute to the work of the Institute and Centre by:

- Planning and directing a research programme;
- Planning and leading innovative, interdisciplinary research;
- Successfully attracting funds for major research initiatives;
- Extending and interlinking the existing research strengths of Imperial College London in the field of medical device technology;
- Participating in postgraduate teaching and research supervision.

The post holder will plan and direct the implementation of research activities and programmes of outstanding quality, international reputation and innovation in the field of medical device engineering and advance the reputation of the Centre, the Institute and the College.

Our preferred method of application is online via the Imperial College website at <http://www3.imperial.ac.uk/employment> where you will find the further particulars for this post. Please select "Job Search" then enter the job title or vacancy reference number **EN20100015** into "Keywords". Complete and upload an application form as directed.

Alternatively, you may e-mail your application and CV to: Maria Monteiro, e-mail: m.monteiro@imperial.ac.uk; Tel: +44 (0)20 7594 5498.

Please contact Dr Rob Fenton, Research & Development Director, to discuss this post informally at: r.fenton@imperial.ac.uk

Closing date: Monday 1 April 2010.

Committed to equality and valuing diversity. We are also an Athena Silver SWAN Award winner and a Stonewall Diversity Champion

The Department of Mechanical Engineering at the University of Houston

is seeking candidates for two faculty positions on applied superconductivity and power systems engineering to build on our strength in superconducting materials. The appropriate candidate for the applied superconductivity position would have experience in modeling, designing and constructing superconducting devices with research track record on stabilization, ac losses, quench phenomena, field profiling, cryogenics, thermal properties, and insulation. Research experience with devices built with superconductors for applications such as magnetic resonance imaging, accelerators, detectors, cables, transformers, motors and generators is highly preferred. The appropriate candidate for the power systems engineering position would have experience in employing superconducting devices in electric power applications such as fault current limiters, high-voltage power transmission cables, transformers, and rotating machinery. Expertise in integration of superconducting devices, power electronics converters, and cryogenics into power systems and experience with electric utilities is highly preferred. Successful candidates must have a strong, demonstrated scholarship and an interest in establishing an active, internationally recognized research program, as well as a commitment to teaching. More details of the positions can be found at

http://www.uh.edu/provost/fac_openings/.

The University of Houston is an equal opportunity/affirmative action employer. Minorities, women, veterans and person with disabilities are encouraged to apply.

Intuit Inc. has the following job opportunities available (various levels/types) in Mountain View, CA (1); San Francisco, CA (2); San Diego, CA (3); Calabasas, CA (6); Plano, TX (7); Reno, NV (8); Westlake Village, CA (9); Waltham, MA (10); Tucson, AZ (12); Norcross, GA (13); Menlo Park, CA (14); Sacramento, CA (16); and Woodland Hills, CA (17):

- Software Engineers (SWE1, SWE2, SWE3, SWE6, SWE7, SWE8, SWE9, SWE10, SWE12, SWE13, SWE14, SWE16, SWE17)
- QA/Quality Engineers (QAE1, QAE2, QAE3, QAE6, QAE7, QAE8, QAE9, QAE10, QAE12, QAE13, QAE14, QAE16, QAE17)
- Systems Engineers (SE1, SE2, SE3, SE6, SE7, SE8, SE9, SE10, SE12, SE13, SE14, SE16, SE17)
- Database Administrators (DBA1, DBA2, DBA3, DBA6, DBA7, DBA8, DBA9, DBA10, DBA12, DBA13, DBA14, DBA16, DBA17)
- Business System Analysts (BSA1, BSA2, BSA3, BSA6, BSA7, BSA8, BSA9, BSA10, BSA12, BSA13, BSA14, BSA16, BSA17)
- Product/Program Managers (PM1, PM2, PM3, PM6, PM7, PM8, PM9, PM10, PM12, PM13, PM14, PM16, PM17)
- System Support Managers (SSM1, SSM2, SSM3, SSM6, SSM7, SSM8, SSM9, SSM10, SSM12, SSM13, SSM14, SSM16, SSM17)
- System Engineering Managers (SYM1, SYM2, SYM3, SYM6, SYM7, SYM8, SYM9, SYM10, SYM12, SYM13, SYM14, SYM16, SYM17)

Submit resume by mail to P.O. Box 40786, Tucson, AZ, 85717-0786, Attn: HR, C. Laituri. Must reference job title and job code (e.g., SWE1) in order to be considered. EOE. www.intuit.com



The Department of Electrical Engineering at the California Institute of Technology (Caltech)

invites applications for a tenure-track position at the assistant professor level. We are seeking highly qualified candidates committed to a career in teaching and research in the broad area of electrical devices including, but not limited to, semiconductor devices, nanoelectronics, electromagnetic devices, MEMS/NEMS, photonics devices, and biomedical devices. The candidate must have an excellent track-record in research and a Ph.D. degree in electrical engineering or closely related fields. All applications must be submitted on-line at

<http://www.ee.caltech.edu/search>.

Candidates are required to submit a current C.V., research and teaching statements, copies of key publications, as well as a list of three to six references. The length of the initial appointment is four years. The application must be submitted before March 31, 2010. Initial appointments at the assistant-professor level are for four years and contingent on completion of the Ph.D. degree. Exceptional candidates at the Associate and Full Professor levels will be considered. Caltech is an Equal-Opportunity/Affirmative-Action Employer. Women, minorities, veterans, and disabled persons are encouraged to apply.



UNIVERSITY OF SOUTH FLORIDA

COLLEGE OF ENGINEERING

The University of South Florida Department of Electrical Engineering is looking for a very select group of students to enter the Ph.D. program in Fall 2010. The appointments will include tuition waiver and financial support for the academic year Fall 2010 and Spring 2011. Financial support is annually renewable, contingent upon satisfactory progress toward degree objectives. Areas of research interest include Energy/Power Systems, Communications/Signal Processing, Networking, Circuits/Systems/Controls, Biomedical Systems/Imaging, Materials, RF/Microwave/EM, NanoElectronics, and Materials. In order to be considered, you must apply to the Graduate School (<http://www.grad.usf.edu/graduate-admissions.asp>) and send a letter of interest to the Department Chair, Dr. Sal Morgera, PE, FAS, FIEEE, at sdmorgera@usf.edu. Applications will be accepted past the university deadline until all positions are filled.



Faculty Positions in Mechatronic Systems Engineering

School of Engineering Science Simon Fraser University

The School of Engineering Science at Simon Fraser University is seeking outstanding candidates for tenure track positions at the rank of Assistant Professor for its newly developed program in Mechatronic Systems Engineering (MSE). As of Fall 2007, the School has been offering graduate as well as a Co-op based undergraduate degree programs in MSE at SFU's newest campus in Surrey. The areas of specific interest are:

1) Mechanical/Mechatronic Design with a broad background in design theories and methodologies and hands-on engineering design experience. Special consideration will be given to candidates with demonstrated practical skills in design of mechanical systems in areas such as smart mechanisms, product design, electromechanical system integration, and/or micro-mechatronics.

2) Materials Engineering with a strong background in both experimental and theoretical aspects of solid mechanics applied to the development of advanced materials, with particular emphasis on micro/nano materials, multi-scale materials, smart polymers and emerging energy and biomedical technologies. Hands-on experience with fabrication, processing and experimental/characterization techniques is desirable.

3) Power Electronics including smart grid, novel power converters and control strategies, smart transmission and distribution systems, sustainable energy systems, distributed power generation, electric and hybrid electric vehicles, energy harvesting, energy storage systems, motor and adjustable speed drives, embedded computing for power electronics, and micro-grids.

4) Biomechanics including biomedical technologies, biosensors, bioinstrumentation, neural interfacing and implants, medical robotics, rehabilitation and human augmentation technologies, biomechanical energy conversion, micro/nanotechnologies for diagnostic and therapeutic applications.

5) Sustainable Energy including sustainable energy conversion and storage systems; solar, wind, wave/tidal, and small hydroelectric power systems; fuel cells and batteries; hydrogen technologies; thermoelectric technologies; thermohydraulics of power systems; alternative drive train technologies and green transportation; green and energy efficient buildings.

Individuals with an undergraduate and a doctoral degree, from a reputable university, in Mechanical/Electrical/Mechatronic Engineering or a closely related area with a demonstrated potential for scholarly and funded research in one of the aforementioned research areas, as well as a commitment to undergraduate/graduate teaching are encouraged to apply. **The applicants should identify in their cover letter which one of the above five mentioned areas they are applying to.** Preference may be given to candidates with relevant industrial experience. Registration or eligibility to register as a Professional Engineer in the Province of British Columbia is required.

The School of Engineering Science has a strong commitment to high quality research and offers an excellent research environment. Initial research support will be provided to the successful applicants for establishing their research program. The University has consistently been placed at or near the top of the Maclean Magazine's national ranking. SFU Surrey campus offers brand new state-of-the-art facilities in a central location with outstanding access to metropolitan Vancouver.

All qualified candidates are encouraged to apply; however Canadians and permanent residents will be given priority. The University is committed to employment equity and welcomes applications from all qualified women and men, including visible minorities, aboriginal people, and persons with disabilities. Applications will be accepted until the positions are filled. Positions are available immediately but are subject to final budgetary approval by the University. Further, under the authority of the University Act personal information that is required by the University for Academic Appointment Competitions will be collected. For further details see:

http://www.sfu.ca/vpacademic/Faculty_Openings/Collection_Notice.html

To apply, send curriculum vitae, evidence of research productivity (including selected reprints) and the names, addresses, and phone numbers of four referees to:

Dr. Mehrdad Saif, Professor & Director
School of Engineering Science, Simon Fraser University
8888 University Drive
Burnaby, B.C. V5A 1S6 Canada
email: saif@ensc.sfu.ca

TEXAS STATE UNIVERSITY[®]

SAN MARCOS

The rising STAR of Texas

Texas State University-San Marcos is a member of The Texas State University System.

Texas State University-San Marcos Biology/Electrical Engineering/Chemistry/Physics Faculty Search

Molecular Biology and Bio/Nano Structures and Devices

Posting #2010-57

Texas State University is aggressively developing a new Materials Science and Engineering program organized around the Departments of Physics, Chemistry & Biochemistry, Biology, Engineering Technology and the Ingram School of Engineering. We invite applications for three open positions to be immediately filled by outstanding candidates with research efforts in a broad sense enabling the integration of biological and nanoscale structures within device architectures. Areas of interest include novel interactions between biomolecular and inorganic/semiconductor device components; molecular or biological scaffolds; novel material modification at the nanoscale to minimize non-specific adsorption and/or facilitate the attachment of biomolecular recognition elements; and synthesis of modified biomolecules for altered cellular function and specific recognition leading to destruction of harmful cells (e.g., antibiotic resistant bacteria, cancer cells). An earned Ph. D. in the physical, biological, engineering or biomedical sciences is required. Rank and tenure status are negotiable based on qualifications, with the expectation of one position at the assistant professor level and two at the associate/full professor level. One position will reside in electrical engineering, one in biology, and third home department negotiated based on qualifications. The successful applicant(s) will establish a vigorous externally funded research program, supervise graduate students, collaborate with other faculty, and be committed to teaching at the undergraduate and graduate levels. While all positions provide competitive salaries and start-up packages, one senior-level position is funded through a State of Texas Emerging Technology Fund Research Superiority Acquisition Award. Preference for this position will be given to truly outstanding candidates from outside the state of Texas whose research efforts have a high likelihood of supporting technology transfer and commercialization.

Texas State is a doctoral-granting university located in the burgeoning Austin-San Antonio corridor, the largest campus in The Texas State University System, and among the largest in the state. Texas State's 30,000 students choose from 101 bachelor and 88 master's and 9 doctoral programs offered by eight colleges. With a diverse campus community including over 33% of the student body from ethnic minorities, Texas State is one of the top 20 producers of Hispanic baccalaureate graduates in the nation. Additional information about Texas State and its nationally recognized academic programs is available at <http://www.txstate.edu>.

Qualifications: Applicants will hold an earned doctoral degree and possess a record of intellectual and academic accomplishments in the described areas that will qualify her or him for appointment at the appropriate level in the appropriate academic department. Other required qualifications include a strong record of funded research, and a strong record of scholastic achievement. Industrial or commercialization experience is highly desired.

Application: To ensure full consideration, submit the following via email before March 31, 2010 – position will remain open until filled: Faculty application (<http://facultyrecords.provost.txstate.edu/faculty-employment/application.html>) and accompanying materials which should include a letter of intent, vita, statements of proposed research program, potential commercialization strategy, and teaching philosophy, and list of five references to: biomse@txstate.edu. The submission must clearly state desired rank and department.



R&D Engineers

Creare, a leader in cutting-edge R&D since 1961, conducts applied research, develops new technologies and provides analysis, design, experimental, computational, product, and consulting services to industry and government. Project teams are small and engineer-led and individuals have significant opportunity to pursue areas of technical interest.

With 80+ active R&D projects, Creare's work spans the following areas:

- Fluid Mechanics/Heat Transfer
- Analog/Digital Electronics
- Structures
- Cryogenics
- Software Development
- Signal/Image Processing
- Biomedical
- Combustion
- Applied Mechanics
- Manufacturing Processes

We are looking for exceptional engineers with the passion, creativity, and skills to pursue varied technical research in a multidisciplinary environment.

Professional requirements: Ph.D. with exceptional academic achievement and/or Masters with the same plus 5 or more years of relevant industrial experience. Engineering degree majors include: Aeronautical, Biomedical, Chemical, Electrical, Mechanical, and Nuclear.

This position requires U.S. Citizenship or U.S. Permanent Residency.

To apply, please send cover letter and resume to:

Human Resources Department
Creare Inc.
P.O. Box 71
Hanover, NH 03755
or: recruit@creare.com



(Krē • är • è: from Latin "to create").

Creare is an equal opportunity employer F/M/D/V.

www.creare.com



UNIVERSITÄT PADERBORN
Die Universität der Informationsgesellschaft

The Institute of Electrical Engineering and Information Technology at the University of Paderborn invites applications for a

Full Professorship (W 3) in System and Circuit Technology

The position is to be associated to the Heinz Nixdorf Institute where internationally recognized research teams work together on interdisciplinary projects in computer science and engineering.

We are particularly interested in applicants with a strong background in several areas of physically-technologically oriented circuit development, for example in

- analog, digital, mixed-signal technology for large systems,
- synthesis of such circuits and systems,
- low-power-electronics,
- robust and fault-tolerant circuit technology.

The successful applicant will have an outstanding recognized record of research in the areas of interest and will have the qualities necessary for academic leadership to develop both individual and collaborative sponsored research programs. In addition, the applicant will be expected to teach undergraduate and graduate classes and to be involved in service to the university and profession.

Applicants must have completed a Ph.D. degree and demonstrated an outstanding research potential in a postdoc phase.

Women and minorities are encouraged to apply. The University of Paderborn is an Equal Opportunity employer.

Candidates should submit their applications (CV, list of publications, copies of degree certificates, short research plan) by **31 March, 2010** to the Head of the Institute of Electrical Engineering and Information Technology, Prof. Dr. Sybille Hellebrand, University of Paderborn, 33095 Paderborn, Germany. Please also send your application as a single PDF-file to sybille.hellebrand@uni-paderborn.de.

<http://www.uni-paderborn.de>



UNC CHARLOTTE

The University of North Carolina at Charlotte invites applications and nominations for the position of Director of the Energy Production and Infrastructure Center. The Director leads the Energy Production and Infrastructure Center (EPIC) and reports to the Dean of The William States Lee College of Engineering. The mission of EPIC is to enhance the available technical workforce, advance technology and facilitate strategic industry-university collaboration for the global energy industry while supporting the Carolinas' economic and energy security development.

The director will shape the growth of EPIC and work with a considerable collection of resources. UNC Charlotte is constructing a 170,000 sq. ft. building to house EPIC and is currently recruiting 8 additional faculty members in energy related disciplines with plans to add additional faculty members in future years.

Applications must be made electronically at <https://jobs.uncc.edu> and review of applications will begin immediately and continue until the position is filled.

Confidential nominations may be submitted by mail to the Chair of the Search Committee, Dr. Robert Wilhelm, c/o Charlotte Research Institute, UNC Charlotte, 9201 University City Blvd. Charlotte, N.C. 28223, or by email to rgwilhel@uncc.edu.

The University of North Carolina at Charlotte is an EOE/AA employer and an ADVANCE Institution. *Minorities, women and individuals with disabilities are encouraged to apply. Finalists are subject to educational and criminal background checks.*



National Sun Yat-sen University Department of Electrical Engineering FACULTY RECRUITMENT

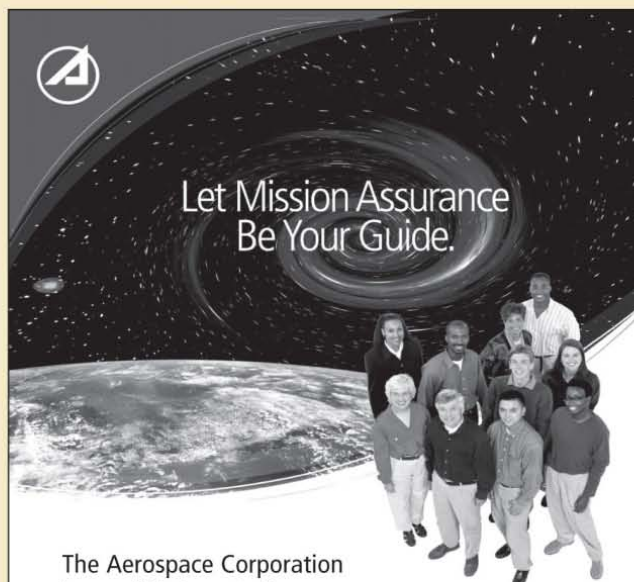
Department of Electrical Engineering at National Sun Yat-sen University (NSYSU) invites applications from outstanding candidates for faculty positions (Assistant Professor, Associate Professor, or Full Professor). Applicants of all areas in electrical engineering are welcome. However, applicants with (1) Control and (2) Power and (3) Communication related specialties/applications are most preferable.

Applicants should have a Ph.D. degree in electrical engineering or other related fields. Responsibilities include effective teaching at the undergraduate and graduate levels, and establish a strong research program that involves supervision of graduate students and acquisition of research grants.

Applicants should send, before April 30, 2010, (a) a curriculum vitae and Ph.D diploma, (b) transcript (for fresh Ph.D. applicants), (c) three recommendation letters, (d) publication list, (e) reprints of selected papers, (f) a statement on teaching and research plans, and (g) other supporting material to the following address:

Faculty Search Committee
Department of Electrical Engineering
National Sun Yat-sen University
Kaohsiung, 80424 Taiwan
E-mail: chiaying@mail.ee.nsysu.edu.tw
Phone: +886-7-5252000 ext. 4103 Fax: +886-7-5254199
URL: <http://www.ee.nsysu.edu.tw>

NSYSU has been named by Ministry of Education (MOE), Taiwan, R.O.C., as one of the top seven research-intensive universities in Taiwan since 2002. It is also one of the 12 universities at Taiwan that have just been awarded the total 5-year, 50-billion NTS special development fund from MOE. The EE department is consistently ranked among 5 of the best EE programs in the nation, and is the only university in Taiwan with full scholarship support program for International Master of Electric Power Engineering.



The Aerospace Corporation has codified a set of core processes and supporting disciplines to ensure successful development, deployment and operation of space systems, ranging in type and complexity. In other words, you won't have to reinvent the wheel. Just fasten your seatbelt — you're in for quite a ride.

We're looking for talented men and women with MS or PhD degrees in the scientific and engineering disciplines listed below. Please apply online at www.aero.org/careers by submitting your resume, including the **Job Code ZJ9-0723** in your resume. We also have similar openings in Washington, DC and surrounding areas.

Avionics Systems Engineering **Bearing/**
Mechanical Drives Circuit Design & Simulation
Communications Systems Component
Engineering **Computer Systems Engineering**
Digital Image Processing **Electronic Systems**
Design Failure Analysis Engineering **Flight**
Mechanics Engineering Mass Properties **Product**
Assurance Engineering Product Engineering
Radar Systems Engineering Reliability Analysis
Engineering **Satellite Integration & Test** Satellite
Propulsion Systems **Signal Processing** Software
Engineering/System Test **Spacecraft Development**
Survivability/Vulnerability **System Analysis** System
Safety Engineering **Technical Cost/Schedule**
Analysis Upper State Flight Operations

www.aero.org

Applicants are subject to a security investigation for access to classified information. Equal Opportunity Employer. (c) 2008 The Aerospace Corporation. All rights reserved.



AEROSPACE
Assuring Space Mission Success



Solutions for the Real World

Researchers at the Georgia Tech Research Institute interact with colleagues across Georgia Tech and the national research and development communities to advance technology supporting National Security. Our researchers work in a team-oriented environment, developing innovative solutions and taking their ideas from the white board through analysis, modeling and simulation, prototype, integration, and test and evaluation. GTRI is also involved in training through extensive professional education programs.

Successful candidates should have a BS/MS/PhD in a relevant engineering, mathematics, or physics discipline.

Missile Defense Radar Engineer/Systems Engineer

• System of systems engineering, radar systems engineering, phased array antenna systems analysis, digital beamforming, electronic protection, track and sensor fusion algorithms, modeling and simulation, test and evaluation of complex systems

Antenna Design Engineer/Electromagnetic Phenomenology

• Antenna design and analysis, novel antenna concepts, conformal and wideband antennas, antennas for radar and communications systems, antenna measurements, antenna calibration, advanced techniques • Electromagnetic propagation, EMI/EMC, advanced sensing techniques and phenomenon exploitation

Electronic Attack/Protection Research Engineer

• RF EA/EP techniques development, algorithm development and evaluation, hardware development, test and evaluation, data analysis, modeling and simulation

Algorithm Developer/Radar Systems • Algorithms for moving target detection and SAR, through-the-wall sensors, aerospace radar systems for ISR and/or fire-control, advanced concepts, radar payloads and technology prototyping

RF Systems Engineer • Embedded computing and real-time software applications for radar system development, radar signal processing, hardware-in-the-loop simulation, integration and test • High power microwaves

Ground Tactical Radar Engineer • Weapons location radar, CRAM, next-generation systems, technology insertion, test and evaluation

Intelligence Analysis • Analyze threat systems, threat system simulators, FME • Future threats, foreign systems analysis

Electronic Warfare Research Engineer • Perform modeling, simulation, analysis and concept development of RF electronic warfare systems • Develop analytical tools using MATLAB and similar programs to support analysis and development programs

Real-Time Embedded Software Developer • Develop application software used for defensive avionics and related testing, training, and instrumentation • Integrate aircraft and ground systems using MIL-STD-1553, Ethernet, and Tactical Data Links

Candidates interested in the GTRI postings listed above should send their resume and statement of interest to hiring coordinators, Ms. Melanie Scoville, melanie.scoville@gtri.gatech.edu, Voice 404-407-7915 and Mr. Joe Brooks, joe.brooks@gtri.gatech.edu, Voice 404-407-7144.

Due to the unique nature of our work, US Citizenship is required for employment. Current collateral or elevated security clearances are especially desirable. Georgia Tech is an equal opportunity employer.

Georgia Tech Research Institute
www.GTRI.gatech.edu

Carnegie Mellon Tenure Track Faculty Position

www.ece.cmu.edu

The Departments of **Electrical and Computer Engineering** and **Engineering and Public Policy** at Carnegie Mellon have a joint tenure track faculty opening for an exceptional candidate in the area of health informatics who has both technical and policy interests and skills. We seek a candidate who will build a program of collaborative research that applies information and communication technology to improve dramatically the efficacy and efficiency of healthcare delivery.

The College of Engineering and the ECE and EPP Departments are ranked among the top ten programs in the U.S. both at the undergraduate and graduate level. Our faculties have strong ties with many multidisciplinary centers and institutes such as the Carnegie Mellon CyLab (including its Usable Privacy and Security Laboratory), Institute for Complex Engineered Systems, Software Engineering Institute, Human Computer Interaction Institute, and Information Networking Institute. The departments are also home to several multidisciplinary centers and laboratories such as the Data Storage Systems Center, Carnegie Mellon Electricity Industry Center, Center for Silicon System Implementation, the Parallel Data Laboratory, and the Computer Architecture Lab at Carnegie Mellon.

A moderate teaching load allows time for quality research and close involvement with students and other faculty. We expect candidates for a tenure track position to have a strong commitment both to research and to teaching. The departments are primarily seeking individuals for a position at the Assistant Professor rank; however, with appropriate qualifications, appointments may be made at a higher rank. Applications should include a comprehensive resume, a list of 3 to 5 professional references, a statement of research and teaching interests (less than 2 pages), and copies of 2 research papers (journal or conference papers). The applicant is responsible for soliciting the reference letters to be sent to the address below. Send applications to:

T. E. (Ed) Schlesinger
Professor and Head
Electrical and Computer Engineering
Carnegie Mellon University
Pittsburgh, PA 15213-3890

Carnegie Mellon is building a culturally diverse faculty and encourages applications from female and minority candidates. Carnegie Mellon is an Equal Opportunity Employer.



BAYLOR
UNIVERSITY

The Electrical and Computer Engineering Department of Baylor University seeks candidates in all areas of electrical and computer engineering, with preference in the areas of cyber-physical systems, embedded systems, computer security, wireless sensor networks, energy efficiency, smart grid or sustainable energy production for two positions in all ranks, with preference given to: (1) a tenured/tenure-track position at the associate to full professor level, and (2) a tenured/tenure-track position at the associate professor level. Candidates must have an earned doctorate, excellent verbal and written communication skills, a commitment to excellence in teaching and research, be active in professional societies, and be a committed follower of Jesus Christ. Applicants for the first position must have an international reputation as evidenced by a distinguished record of research and sustained funding. Applicants for the second position must have a commensurate record of achievement.

Chartered in 1845 by the Republic of Texas, Baylor University is the oldest university in Texas and the world's largest Baptist University. Baylor's mission is to educate men and women for worldwide leadership and service by integrating academic excellence and Christian commitment within a caring community. Baylor is actively recruiting new faculty with a strong commitment to the classroom and an equally strong commitment to discovering new knowledge as Baylor aspires to become a top tier research university while reaffirming and deepening its distinctive Christian mission as described in Baylor 2012 (www.baylor.edu/vision/). Baylor has an enrollment of 14,000 students and is a member of the Big XII Conference.

Application reviews will begin immediately and continue until the positions are filled. The anticipated start date is August 2010. Applications must include: 1) a letter of interest that identifies the position sought; 2) complete curriculum vita, 3) statement of teaching and research interests, 4) statement of personal Christian faith and service, and 5) the names and contact information for at least three professional references. Additional information is available at www.ecs.baylor.edu. Send materials to Dr. Russ Duren, Baylor University, One Bear Place #97356, Waco, TX 76798-7356, or by email to Russell.Duren@baylor.edu.

Baylor is a Baptist university affiliated with the Baptist General Convention of Texas. As an Affirmative Action/Equal Employment Opportunity employer, Baylor encourages minorities, women, veterans, and persons with disabilities to apply.



TEXAS TECH UNIVERSITY

Department of Electrical and Computer Engineering

Whitacre Endowed Chair in Smart Grid Technologies:

The Department of Electrical and Computer Engineering at Texas Tech University is seeking applications and nominations for the newly created Whitacre Endowed Chair in Smart Grid Technologies. This endowed chair position is one of the three endowed professorships created to establish a world class energy research program at Texas Tech and increase the potential for synergistic collaborations.

This endowed chair position is at the level of full professor. It is anticipated that the successful candidate will be an internationally-recognized leader in his or her field as rated by such metrics as a strong record of externally sponsored research, peer reviewed publication and citation records, and national recognitions such as fellowships in technical societies and major awards.

The department also has two tenure track open rank positions:

Assistant/ associate/ full professor level in computer engineering in the following areas:

- Computer Architecture, Embedded Systems
- Computer Networks and Distributed Systems
- Cyber- Physical Systems and Cyber Security
- Bioinformatics

Exceptional candidates in other emerging computer engineering research areas are also encouraged to apply.

Applicants must have a Ph.D. in Electrical Engineering or Computer Engineering or a related field with significant experience in teaching and sponsored research.

Applicants should apply on line at <http://jobs.texastech.edu>

Search for requisition number 80891 for the Whitacre Chair and 80663 for the other positions. Upload vitae, cover letter including statement of research and teaching interests, and the names of at least five references. Contact vittal.rao@ttu.edu for additional information. Applications accepted until the positions are filled.

Texas Tech University is an equal opportunity/ affirmative action/ Americans with disabilities employer and actively seeks the candidacy of women and minorities.

Texas Tech is sensitive to the needs of dual career couples.

RESEARCH ASSOCIATE IN NANOSCIENCE University of Pittsburgh



The Petersen Institute of NanoScience and Engineering

(PINSE: www.nano.pitt.edu) at the University of Pittsburgh has an immediate opening for a full-time research associate (RA). The RA will be responsible for supporting the research activities relating to the nanoscale fabrication instrumentation (electron beam lithography, focused ion beam etching, dip-pen, and nanoimprint) within the Nanoscale Fabrication and Characterization Facility (NFCF). The RA will be required to maintain and operate the equipment for current and future research efforts and also to assist and train students, post-docs and other scientists on the equipment. The ability to contribute to the related activities of NFCF in nanofabrication, process integration and characterization is also desirable.

The successful candidate must have a PhD degree in electrical engineering, physics, materials science, chemistry, or related field, extensive knowledge and experience in materials/device processing, fabrication and instrumentation in cleanroom environment, and a strong aptitude for collaborative research in an academic environment. Excellent interpersonal communication and writing skills also are important.

Please send a cover letter and a CV with contact information for three references by March. 30, 2010 to: Theresa Costanzo, 348 Benedum, University of Pittsburgh, PA 15261 (costanzo@engr.pitt.edu). The University of Pittsburgh is an Affirmative Action, Equal Opportunity Employer and strongly encourages applications from women and minorities.



Discover the satisfaction of innovation and service to the nation

MIT Lincoln Laboratory applies advanced technology to problems critical to national security in the areas of communications, space surveillance, advanced electronics, air and missile defense, network security, integrated sensing and decision support, and homeland protection.

Java Software Developer (1704)

Join a development team implementing displays for air traffic control tower users. Development is built upon an information architecture using state-of-the-art Java tooling on the Linux platform. BS in Computer Science, Electrical Engineering, or related field with 1-3 years of directly related experience. Must be a strong Java software developer experienced with Swing, JMS, ActiveMQ, Camel, XML, Eclipse, and Maven, with a clear understanding of SOA concepts and technologies.

Environmental Test Engineer (1300)

Seeking a seasoned test engineer to oversee the Laboratory's Environmental Test Facility. Will consult with analysts on developing structural and thermal models of mechanical systems; consult with design engineers on test methods, procedures and instrumentation; oversee test setup and execution; supervise technicians; participate in hardware performance evaluations and present test results at program reviews. MS in Mechanical, Civil or Aeronautical Engineering with at least 10 years of relevant environmental test experience. Candidates with a BS and 15 years of directly related experience will be considered.

Integrated Circuit Designer (1243)

Work as part of a team on a broad range of integrated circuit design activities in the Advanced Silicon Technology Group. Designs include analog, digital and mixed-signal functionality and are predominantly related to sensor applications. BS in Electrical Engineering or other related field and familiarity with integrated circuit design, simulation and electrical characterization required. Proficiency in circuit theory and practical design at the transistor/ device level is essential.

Laser and Optical Subsystems Developer (1588)

Work with other staff to develop lasers and optical subsystems and help with laboratory experiments, data analysis and computer programming. BS in Electrical Engineering, Physics, Chemistry or equivalent and an understanding of laser physics or optical engineering and hands-on experience are required. Strong design, experimental, and analytical skills are essential.

Integration Engineer (1668)

Perform mission assurance in support of complex space and missile defense projects. Will develop mission assurance infrastructure to establish safety and reliability methods, project management techniques, and system engineering tools and will be responsible for providing matrix support to select projects for mission assurance, and system and application support to the Safety and Mission Assurance Office as well as design and integrate applications with existing processes. MS in Science, Engineering or related field or BS and 3-5 years of directly related experience. This will be a two year term appointment.

All positions are located in Lexington, MA.

Please visit our website at www.ll.mit.edu for more information on these and our many other opportunities.



LINCOLN LABORATORY
MASSACHUSETTS INSTITUTE OF TECHNOLOGY

Technology in Support of National Security

As an Equal Opportunity Employer, we are committed to realizing our vision of diversity and inclusion in every aspect of our enterprise. Due to the unique nature of our work, we require U.S. citizenship.

Positions at the Institute for Defense Analyses Center for Computing Sciences



The Institute for Defense Analyses Center for Computing Sciences (IDA/CCS) is looking for outstanding researchers to address difficult computing problems vital to the nation's security. IDA/CCS is an independent, applied research center sponsored by the National Security Agency (NSA). Emphasis areas for IDA/CCS technical staff include high-performance computing, cryptography, and network security. Members of the technical staff come from a diverse variety of backgrounds, including computer science, computer architecture, computer/electrical engineering, information processing, and the mathematical sciences; most have Ph.D.s. Special attention is paid to the design, prototyping, evaluation, and effective use of new computational algorithms, tools, paradigms, and hardware directly relevant to the NSA mission. Stable funding provides for a vibrant research environment, and an atmosphere of intellectual inquiry free of administrative burdens.

The center is equipped with a very large variety of hardware and software. The latest developments in high-end computing are heavily used and projects routinely challenge the capability of the most advanced

algorithms and architectures. IDA/CCS research staff members have always been at the forefront of computing, as evidenced by lasting, visible contributions to areas as varied as multi-threaded architectures (e.g., Horizon), novel computing systems (e.g., FPGA-based Splash and Splash-2, Processing-In-Memory chips), design and implementation of operating systems (e.g., the Linux kernel), and programming language design and implementation for high-performance computing systems (e.g., Universal Parallel C and Cinquecento).

IDA/CCS research staff work on complex topics often engaging multidisciplinary teams; candidates should demonstrate depth in a particular field as well as a broad understanding of computational issues and technology. Because the problems of interest are continually evolving, IDA/CCS recruitment focuses on self-motivation, strength of background, and talent, rather than specific expertise.

Located in a modern research park in the Maryland suburbs of Washington, DC, IDA/CCS offers a competitive salary, an excellent benefits package, and a superior professional working environment.


U.S. citizenship and a Department of Defense TSSI clearance (with polygraph) are required. IDA/CCS will sponsor this clearance for those selected. The Institute for Defense Analyses is proud to be an equal opportunity employer.

Please send responses or inquiries to:

Dawn Porter
Administrative Manager
IDA Center for Computing Sciences
17100 Science Drive
Bowie, MD 20715-4300
dawn@super.org

IEEE Standards Online

*Your Direct Connection
to IEEE Standards*



From Imagination to Market

Continuous access to the comprehensive and growing collection of IEEE Standards.

- ☐ Access tomorrow's draft standards first and get a jump on the competition
- ☐ Find a standard quickly with fast and comprehensive search and retrieval features
- ☐ Immediate updates and automatic email alerts
- ☐ Substantial savings over purchasing individually

Free Trial!

Experience IEEE – request a trial for your company.

www.ieee.org/standardsonline

IEEE Information Driving Innovation



IEEE
JobSite
The Right Candidate - Right Now!

Take the next steps to finding your ideal job.

The IEEE Job Site can help you explore the engineering career opportunities that may be right for you.

**Take advantage of this unique
member benefit.**

**Create a personal, confidential job
profile, post your resumé and start
your job search now!**



Visit the IEEE Job Site at www.ieee.org/jobs

Tenure Track Faculty Position

The Department of Engineering at Texas Christian University invites applications for a tenure track faculty position at the Assistant Professor level. Candidates should have earned a Doctorate in Engineering or a closely related field. He/she will be expected to establish an active undergraduate research program focused on either energy or bioengineering, and develop ties with the local industry. In addition, the successful candidate must have broad interests in engineering and be willing to teach undergraduate courses in either electrical or mechanical engineering fundamentals.

TCU has a small, undergraduate, ABET accredited, interdisciplinary Engineering program with 200 students and 10 full-time staff offering a B.S. degree in engineering with electrical and mechanical areas of emphasis. The university is located in one of the premier centers of high technology activity in the US. Applications will be reviewed as received and the process will continue until the position is filled. Applicants should submit a letter expressing their interest and special qualifications for the position, a curriculum vita, and complete contact information of at least three references to: **Walton E. Williamson, Jr., Chair of the Search Committee, Department of Engineering, TCU Box 298640, Fort Worth, TX 76129.**

TCU is an equal opportunity, affirmative action employer. Qualified women and minorities are encouraged to apply.

ELECTRICAL/ MECHANICAL Engineer Opportunities

The US Army Corps of Engineers, a world hydropower leader, is seeking motivated and talented electrical/mechanical engineers to fill permanent, full-time civilian positions at the Chief Joseph Dam Project, a 2600 MW facility in north-central Washington State. Successful candidates will serve on the Project's Engineering Team, performing dynamic, challenging and state-of-the-art engineering work that includes a robust capital investment program and provides engineering services for all Project O&M. Recruitments over the next 6-8 months will fill several positions from entry-level through Supervisory Engineers and starting salaries between \$44k and \$120k (DOE).

The Chief Joseph area offers excellent opportunities for an active lifestyle and outdoor recreation including: fishing, hunting, boating, camping, backpacking, skiing and snowmobiling. This is a relatively low-cost area with moderate prices for property and ample opportunity for rural/country living.

Please make inquiries by calling LauraLee Monroe at 509-686-2227, or go on-line to

www.USAJobs.gov

MUST BE A US CITIZEN. DEPARTMENT OF THE ARMY IS AN EQUAL OPPORTUNITY EMPLOYER.



Through Inspiration, Discovery

King Abdullah University of Science and Technology

Faculty Openings in Electrical Engineering


King Abdullah University of Science and Technology (KAUST) invites applications for faculty positions in the area of Electrical Engineering. KAUST, located on the Red Sea coast of Saudi Arabia, is an international graduate-level research university dedicated to advancing science and technology. KAUST invites applications for faculty positions at all ranks in:

- Signal Processing (with preference to bioinformatics, compressive sensing and/or image and video processing),
- Information Theory and coding (with preference to Genomics, and/or communication networks),
- Photonics and Optics (with preference to photonics materials and engineered photonic structures, metamaterials, plasmonics, integrated optics and optoelectronics, biophotonics, ultrafast photonics, and/or optical communications),
- Electromagnetics (with preference to terahertz imaging, remote sensing, electromagnetic exploration, geophysics, magneto-photonics, fundamentals of electromagnetic interaction, microwave photonics, and/or radio-frequency/microwave engineering),
- Control theory and/or multidisciplinary dynamical system modeling (a mechanical engineering hire with possible joint appointment in electrical engineering), and
- Graphene & Carbon Nanotube Physics (a material sciences and engineering hire with possible joint appointment in electrical engineering).

An earned Ph.D. in Electrical Engineering, Computer Science, Applied Mathematics and Physics, Statistics, or a related field, evidence of the ability to pursue a program of research, and a strong commitment to graduate teaching are required. Faculty members enjoy secure research funding from KAUST and have opportunities for additional funding through several KAUST provided sources and through industry collaborations.

Applications submitted as a single PDF/word file should include a cover letter, a curriculum vita with a list of publications, statements of research and teaching interests, and the names and contact information of at least 3 references for an Assistant position and at least 6 references for an Associate or Full Professor position. Applications should be sent via electronic mail to (ee@kaust.edu.sa) by April 1, 2010 to receive full consideration. The review of applications will begin immediately; however, applications will be considered until all available positions have been filled.

Enquiries: <http://ee.kaust.edu.sa>



My Profession
My Organization
myIEEE

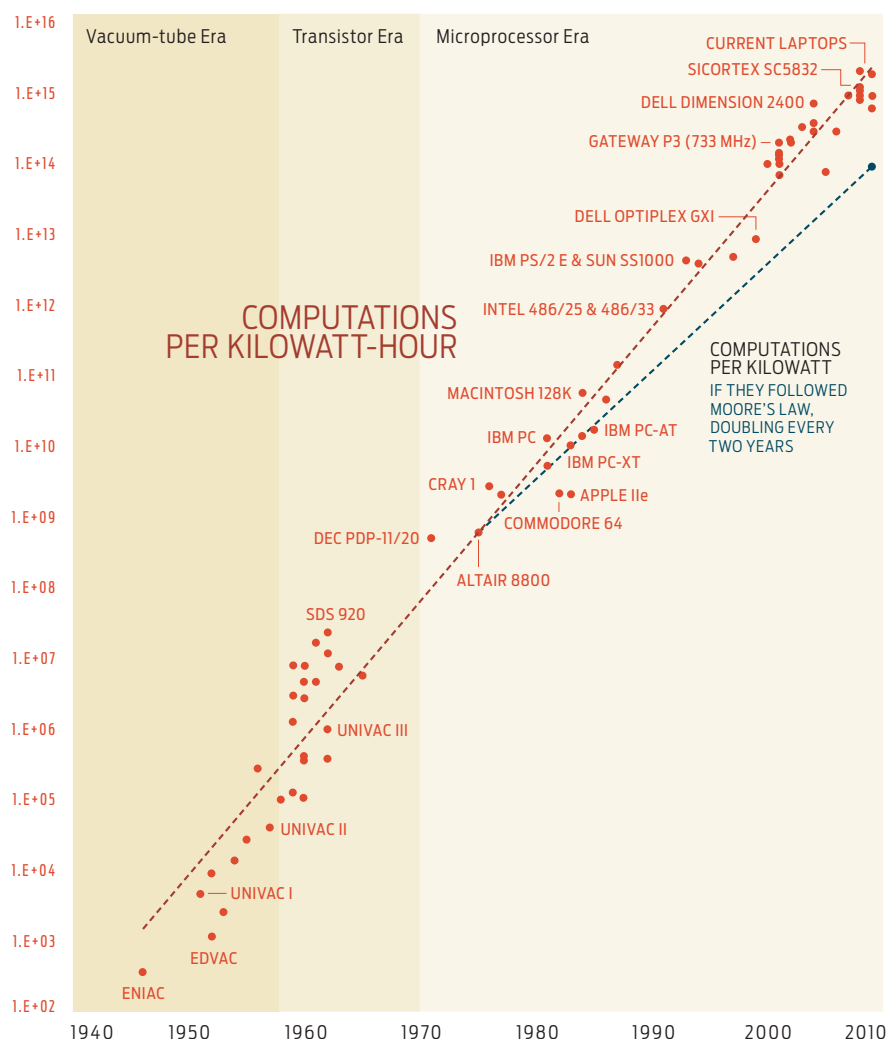
Login to

www.ieee.org/myieee



IEEE

the data



Outperforming Moore's Law

THE NUMBER of transistors on a chip has doubled about every two years for decades, a trend that is popularly (but often imprecisely) encapsulated as Moore's Law. What is less well known is that the electrical efficiency in delivering computing performance began following a similar trend long before the microprocessor was invented.

The performance of desktop computers has doubled every 1.5 years, on average, since 1975, and in that time the number of computations per kilowatt-hour has grown about as quickly. But that measure of efficiency had also grown about that fast during the previous three decades, and even more rapidly during the vacuum-tube computing era and during the transition from tubes to transistors.

These are just a few of the conclusions drawn from a new study, "Assessing Trends in the Electrical Efficiency of Computation Over Time," prepared by me and my colleagues, researchers affiliated with Intel Corp., Lawrence Berkeley National Laboratory, Microsoft Corp., and Stanford University.

The main technology trends that have improved performance and reduced costs—at first better tubes, and then smaller transistors—also reduce power use, hence the similar improvements in computational performance and electrical efficiency, at similar rates, for such a long time. If these trends continue—and we have every reason to believe they will for at least the next 5 to 10 years—we can expect continued rapid reductions in the size and power requirements of computer-based devices. That should be especially welcome news for users of netbooks, smartphones, cameras, and other mobile devices.

—Jonathan G. Koomey

You work to change the future. We work to protect it.

Group Term Life

Lower
rates now
available

Group 10-Year Level Term Life

Group 20-Year Level Term Life

Group Level Term Life to Age 65

Group Term Life
with Living Benefits

Coming
Soon

**The future is powered by
the expertise and vision
of professionals like you.**

Let us help secure your place in that future with life insurance plans exclusively created for IEEE members. IEEE Group Life Insurance plans are underwritten by one of the most financially stable insurance companies in America, while featuring affordable group rates and outstanding service.

You know anything's possible. And that's the best reason to help protect your future and your family's security. More than 53,000 IEEE members just like you already use the IEEE Group Life Insurance Program, making it one of the most popular non-technical IEEE member benefits.

To learn more about plan features, costs, eligibility, renewability, limitations and exclusions, visit the newly enhanced insurance resource for IEEE members today at www.ieeeinsurance.com/lifeplans.



The Company You Keep®

IEEE Member Group
Insurance Program:

For peace of mind beyond calculation.



To learn more, visit www.ieeeinsurance.com/lifeplans or call 1.800.493.IEEE (4333).

This program is administered by Marsh U.S. Consumer, a service of Seabury & Smith, Inc., d/b/a in CA Seabury & Smith Insurance Program Management. CA Ins. Lic. #0633005. AR Ins. Lic. #245544. Coverage may vary or may not be available in all states. The Group Term Life, 10-Year Level Term Life, 20-Year Level Term Life, Group Level Term Life to Age 65 and Group Term Life with Living Benefits Insurance Plans are underwritten by New York Life Insurance Company, 51 Madison Ave., New York, NY 10010 on Policy Form GMR.

©Seabury & Smith, Inc. 2010
45234 3/10



您会说 MATLAB 吗?

Over one million people around the world speak MATLAB.
Engineers and scientists in everything from aerospace and semiconductors to biotech, financial services, and earth and ocean sciences use it to express their ideas.
Do you speak MATLAB?



Solar Image taken by the X-Ray Telescope: supplied courtesy of Smithsonian Astrophysical Observatory.

See related article at mathworks.com/ltc

MATLAB®

The language of technical computing

Image Credit: SAO, NASA, JAXA/ISAS, NAOJ ©2007 The MathWorks, Inc.